MOTORENFABRIK HATZ • D-94099 Ruhstorf • Germany
Tel.: 0 85 31 / 3 19-0 • Telefax: 0 85 31 / 31 94 18
eMail: marketing@hatz-diesel.de • http://www.hatz-diesel.de

Original-Ersatzteile

Original-spare parts
Pièces de rechange d'origine
Repuestos originales
Pezzi di ricambio originali



1D41.
1D50.
1D81.
1D90.

434 200 13 - 05.02 - 7.5
Printed in Germany

34

Bestellung für HATZ-Original-Ersatzteile
Order for HATZ Original spare parts
Commande de pièces d'origine HATZ
Pedido de repuestos originales HATZ
Ordine parti di ricambio originali HATZ

1

Besteller / Customer / Client / Cliente / Cliente

2

TYP	KENNZ.
MOTOR/FABRIK NO.	
MIN^{-1}	

3

Ersatzteilliste Nr./ Spare parts list no./ Liste des pièces de rechange no./ Lista de repuestos No./ Lista ricambi n.

1D41.19 ❑ **1D50.14 ❑** **1D81.23 ❑** **1D90.17 ❑**

4

Stück / Qty / Q.tà	HATZ Ident No.	Stück / Qty / Q.tà	HATZ Ident No.

5

Versandart / Mode of dispatch / Mode d'expédition / Despacho deseado / Modo di spedizioe

Post / Surface / Poste / Correo / Posta ❑
Express / express / exprès / expreso / Espresso ❑
Luftfracht / airfreight / frêt aérien / flete aereo / Via aerea ❑
..... ❑

6

Versandadresse / Consignee /Adresse destination / Dirección / Indirizzo di destinazione

Bestellung an: Order at: Commande à: Pedido a:
- die nächste HATZ-Servicestelle (siehe Servicestellenverzeichnis)
- your nearest HATZ service station (see service-list)
- votre station-service HATZ la plus proche (voir liste "Service")
- al servicio HATZ más cercano (ver cuaderno de Servicio)
- al più vicino centro di servizio HATZ (vedi lista centri autorizzati)

MOTORENFABRIK HATZ
D-94099 RUHSTORF
Tel:0 85 31 / 319 - 0
Fax:0 85 31 / 31 94 21

	Inhaltsverzeichnis	Index	Tafel Nr. Table No.
M ..	**Grundmotor**	**Basic engine**	
00	Ersatzteilsätze	Spare part kits	01
34	Zubehör	Accessories	02
01	Kurbelgehäuse	Crankcase	03–05
02, 03	Kurbelwelle, Lagerflansch	Crankshaft, bearing flange	06
04	Nockenw., Massenausgleich	Camshaft, Compensation of masses	07
05, 06	Kolben, Pleuelstange, Zylinder	Piston, conrod, cylinder	08–09
07	Zylinderkopf	Cylinder head	10
09, 17	Stoßstange, Schwungrad	Pushrod, flywheel	11
10,	Ölpumpe, Regler	Oil pump, governor	12
11	Steuerdeckel	Timing cover	13
12, 14	Startfüllung, Einspritzausrüstung	Extra fuel device, Injection equipment	14
26	Luftführung S, Z, T, U	Air ducting S, Z, T, U	15
26	Luftführung C	Air ducting C	16
31 – 32	Drehzahlverstellung, Entlüftung,	Speed control, breather,	17
35	Kapsel C	Capsule C	18–19
A ..	**Zusatzausrüstung**	**Equipments**	
01	Kraftstoffbehälter	Fuel tank	20
01	Förderpumpe	Fuel feed pump	21
02	Luftfilter	Air filter	22–23
03	Abgasdämpfer S, Z, T, U	Exhaust silencer S, Z, T, U	24
03	Abgasdämpfer C	Exhaust silencer C	25
04	Andrehkurbel	Starting handle	26
05	Starter,Generator,	Starter, alternator,	27
	Armaturenkasten	Instrument box	28
06	Motorfüße	Engine brackets	29
09, 11	Abstellvorr., Hubmagnet	Stop device, lifting magnet	30
11	Abschaltautomatik mech.	Autom. shut-off device mec.	31
15	Anschlußgehäuse	Intermediate housing	32
16	Wellenstummel,	Stubshaft,	33
	elast. Kupplung	Flexible coupling	
17	Kupplung dauerausrückbar	Clutch perm. disconn.	34
18	Anbauteile Hydraulikpumpe	Mount. parts hydr. pump	35
90	Motorausrüstung EPA	Spec. equipment EPA	36

	Sommaire:	Indice	Tableau No. Tabla No.
M ..	**Moteur de base**	**Motor de base**	
00	Jeux de pièces de rechange	Juegos de piezas de recambios	01
34	Accessoires	Accessorios	02
01	Carter moteur	Caja cigueñal	03-05
02, 03	Vilebrequin, palier	Cigueñal, brida de cojinete	06
04	Arbre à cames	Arbol de levas	
	Equilibrage des masses	Compensación de las masas	07
05, 06	Piston, bielle, cylindre	Émbolo, biela, cilindro	08-09
07	Culasse	Culata	10
09, 17	Tige de culbuteur, volant	Varilla de balancín, volante	11
10	Pompe à huile, regulateur	Bomba de aceite, regulador	12
11	Couvercle distribution	Tapa de mando	13
12, 14	Surcharge Equipment d'injection	Sobre aliment.-arranque, Equipo de inyección	14
26	Carter ventilation S, Z, T, U	Conducción de aire S, Z, T, U	15
26	Carter ventilation C	Conducción de aire C	16
31 – 32	Réglage régime, purge d'air	Ajuste de revoluciones, purgo de aire,	17
35	Capsule C	Càpsula c	18-19
A ..	**Accessoires**	**Equipos**	
01	Reservoir à carburant	Depósito combustible	20
01	Pompe d'alimentation	Bomba de alimentación	21
02	Filtre à air	Filtro de aire	22-23
03	Silencieux S, Z, T, U	Silenciador S, Z, T, U	24
03	Silencieux C	Silenciador C	25
04	Manivelle	Manivela	26
05	Demarreur, alternateur	Arrancador, alternador	27
	Boitier de bord	Cuadro de mando	28
06	Pieds moteur	Soportes del motor	29
09,11	Dis. d'arret, el. aimant	Disp. desconect., elevador magnet.	30
11	Arret moteur autom. mec.	Parada del motor autom. mec.	31
15	Bride raccord	Caja de conección	32
16	Bout de arbre, accouplement elastic	Eje, acoplamiento elastico	33
17	Embrayage debr. continu.	Embrague permanente	34
18	Pièces mont.-pompe hydr.	Piezas mont. bomba hidr.	35
90	Equipm. spec. EPA	Equipo espec. EPA	36

	Indice	Tavola N.
M ..	**Motore de base**	
00	Serie guarnizioni	01
34	Kit accessori	02
01	Basamento motore	03-05
02, 03	Albero a gomito, supporto	06
04	Albero a camme, Contrappesi di equilibratura	07
05, 06	Pistone, biella, cilindro	08-09
07	Testa	10
09, 17	Asta bilancieri, volano	11
10	Pompa olio, regolatore	12
11	Coperchio distribuzione	13
12, 14	Supplemento, Equipaggiamento iniezione	14
26	Carter ventilatore S, Z, T, U	15
26	Carter ventilatore C	16
31 – 32	Regolatore di giri, sfiatatóio	17
35	Cofanatura silenziata C	18-19
A ..	**Accessori**	
01	Serbatoio combustibile	20
01	Pompa A. C.	21
02	Filtro aria	22-23
03	Marmita S, Z, T, U	24
03	Marmita C	25
04	Manovella	26
05	Motorino avviamento, alternatore,	27
	Cruscotto	28
06	Staffe supporte motore	29
09,11	Leva stop, magnete stop	30
11	Arresto automatico motore	31
15	Flange accoppiamento	32
16	Contralbero, giunto elastico	33
17	Frizione	34
18	Particolari per montaggio pompa idraulica	35
90	Kit trasformazione EPA	36

M 00

Ersatzteilsätze
Spare part kits
Jeux de piéces de rechange
Juegos de piecas de recambios
Serie guarnizioni

Tafel Nr.
Tabl. No.
Tavola N.

01

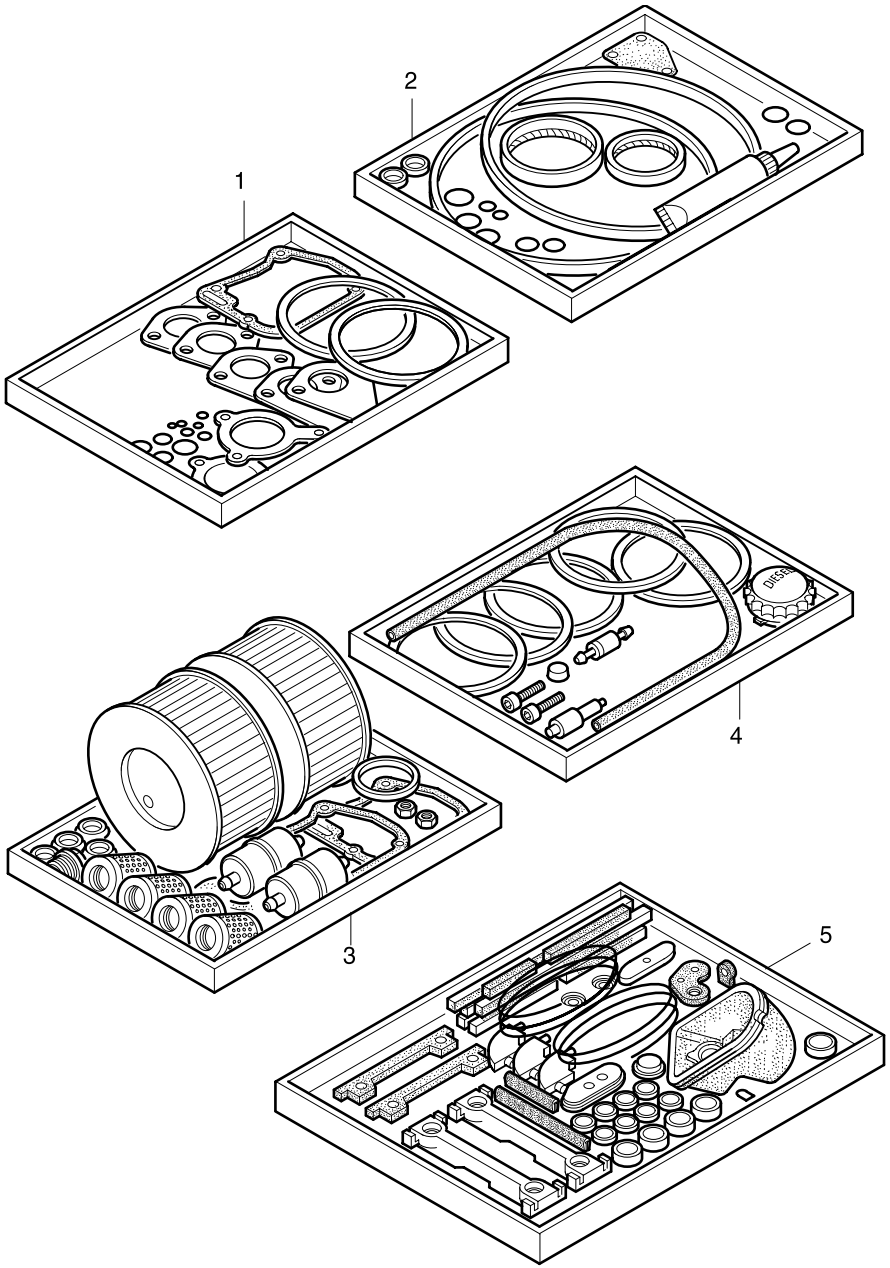

W: Im Wartungssatz enthalten.
Incl. in maintenance kit.
Contenu dans le jeu d'entretien.
Incluido en el juego de mantenimiento.
Contenuto nella serie manutenzione.

d: Im Dichtungssatz f. 1 Zyl.-Kopf enthalten.
Incl. in gasket set f. 1 cyl. head.
Contenu dans le jeu de joint p. 1 culasse.
Incluido en el juego de juntas p. 1 culata.
Contenuto nella serie guarnizioni p. 1 testa.

P: Im Pannensatz enthalten.
Incl. in emergency kit.
Contenu dans le jeu secour.
Incluido en el juego para averias.
Contenuto nella serie di prima necessità.

D: Im Dichtungssatz Kurbelgeh.
Incl. in gasket set crankcase.
Contenu dans le jeu de joints carter moteur.
Incluido en el juego de juntas caja cigueñal.
Contenuto nella serie guarnizioni basamento.

1: Anzahl pro Satz - Qty. per kit
Quantite p. jeu - Cantidad p. juego.
Quantità per serie

Fig.-No.	HATZ Ident-No.	Stück Qty. 1D41	1D50	1D81	1D90	P / W d / D	Bemerkungen Notes
1	01505101	1	-	-	-	P 1	Dichtungssatz für 1 Zylinderkopf
1	01644701	-	1	-	-	P 1	Gasket set for 1 cyl. head
1	01517800	-	-	1	-	P 1	Jeu de joint p. 1 culasse
1	01592800	-	-	-	1	P 1	Juego de juntas para 1 culata Serie guarniziono per 1 testa
2	01279801	1	1	-	-		Dichtungssatz für Kurbelgehäuse
2	01249320	-	-	1	1		Gasket set for crankcase Jeu de joints p. carter moteur Juego de juntas para caja cigueñal Serie guarnizioni basamento
3	01292610	1	1	-	-	*	Wartungssatz für 1000 h
3	01292411	-	-	1	1	*	1000 hours maintenance kit
3	01279910	1	1	-	-		Kit d'entretien 1000 heures -
3	01249410	-	-	1	1		Juego de piezas para servicio
3	01292910	-	-	1	-	1D81C	1000 horas Kit di manutenzione a 1000 ore
4	01505210	1	-	-	-		Pannensatz - Emergency kit
4	01522910	1	-	-	-	1D41C	Kit de secours-Juego para averias
4	01644800	-	1	-	-		Kit di prima necessità
4	01508410	-	-	1	-		1D81 S, Z
4	01508510	-	-	1	-		1D81 C
4	01599710	-	-	-	1		
5	01502100	1	-	-	-	„C“	Gummiteilsatz,
5	01487901	-	-	1	-	„C“	Rubber comp. set „C“ Garniture caout., Guarnicion Goma.

* ohne Ölfilter, without oil filter, sans filtre à huile

M 34

Zubehör
Accessoires
Accessoires
Accessoiros
Kit accessori

Tafel Nr.
Tabl. No.
Tavola N.

02

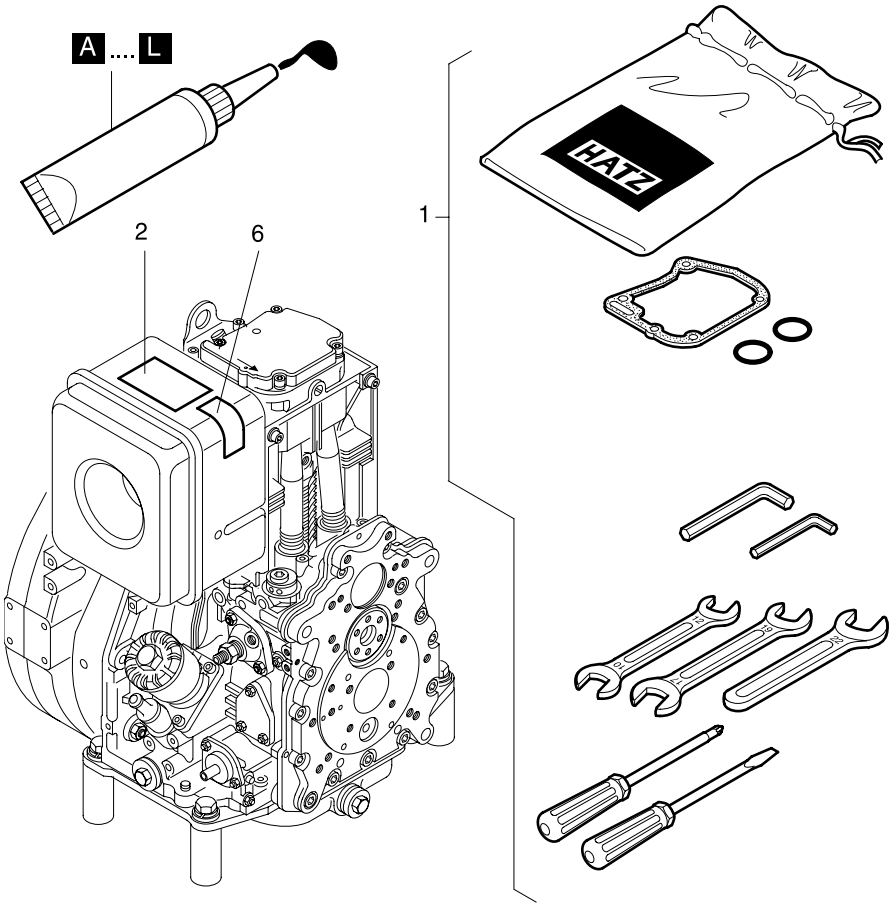

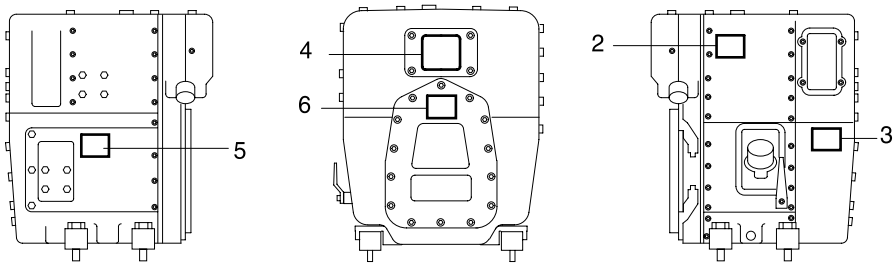

Fig.- No.	HATZ Ident-No.	Stück Qty. 1D41	1D50	1D81	1D90	P / W d / D	Bemerkungen Notes
1	01247511	1	1	1	1		Zubehörsatz - Accessoires kit Sort. accessoires Juego de accessorios Serie accessorie
2	04048301	1	1	1	1		
3	03614401	1	-	1	-		„C“
4	05034700	1	-	1	-		„C“
5	03614401	1	-	1	-		„C“
6	05025200	1	1	1	1		Handstart, demarr. man.

Dicht- und Klebestoffe
Sealing- and bonding adhesives
Etanchéifiant et Colle

Materias para empaquetar y pegar
Adesivi e collanti

A =	502 230 01	Loctite Activator N	500 ml		siehe Hinweis auf den einzelnen Bildtafeln as specified in the individual tables suivant les remarques sur les tableau correspondant según las indicaciónes de las tablas correspondientes seguire le indicazioni sul quadro corrispondente
B =	502 231 00	Loctite 573	50 ml		
C =	502 232 00	Loctite 601	50 ml		
D =	502 233 00	Loctite 221	50 ml		
E=	502 234 00	Loctite 648	10 ml		
F =	502 238 00	Technicoll 8058	0,75 kg		
+	502 239 00	Technicoll 8367	0,75 kg		
G =	502 565 01	Loctite IS 407	20 g		
H =	502 825 01	Silicon	30 ml	D1	
J =	502 830 03	Hochtemp. Paste	100 ml		
K =	503 426 00	Hochtemp. Fett	100 g		
L =	502 566 00	Silicon sealer	100 g		

M 01

Kurbelgehäuse
Crankcase
Carter moteur
Caja cigueñal
Basamento motore

Tafel Nr.
Tabl. No.
Tavola N.

03

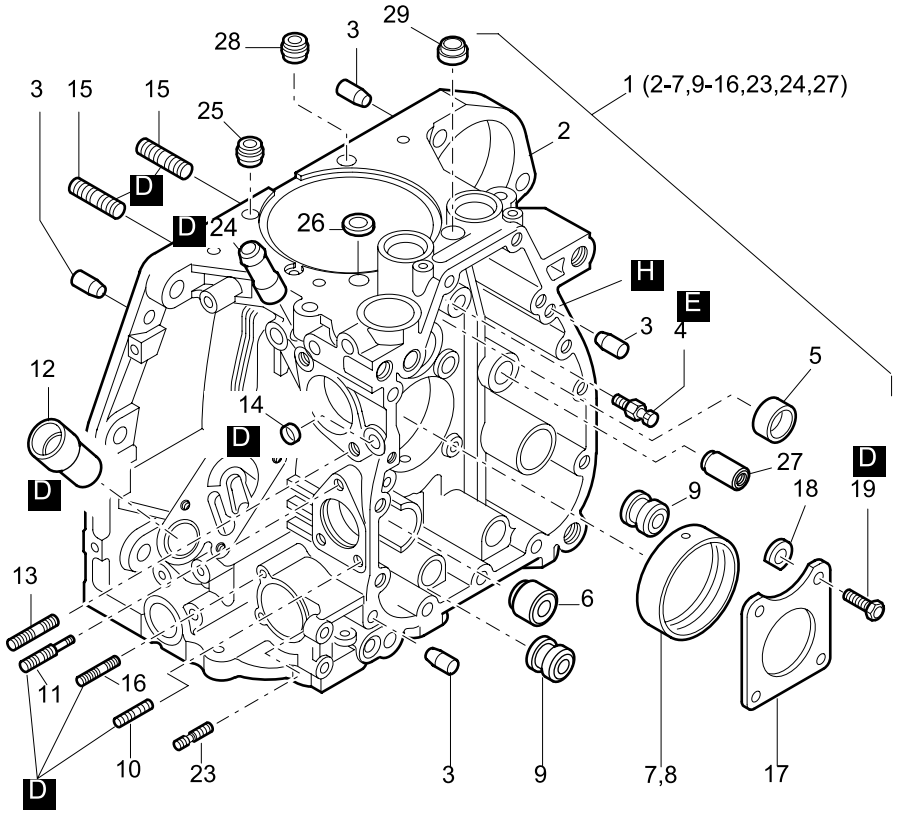

Fig.-No.	HATZ Ident-No.	Stück Qty. 1D41	1D50	1D81	1D90	P / W d / D	Bemerkungen Notes	
1	01270250	1	-	-	-			
1	01644900	-	1	-	-			
1	01249070	-	-	1	1			
2	- - - - - - -	-	-	-	-			
3	50249101	4	4	4	4		8 M 6 x 20	DIN 6325
4	04022602	1	1	-	-			
4	03793900	-	-	1	1			
5	03793800	1	1	1	1			
6	04022700	0...1	0...1	-	-		∅ 25 mm	“S”
6	03794000	-	-	0...1	0...1		∅ 22 mm	“S”
7	04022500	1	1	-	-			
7	03793700	-	-	1	1			
8	04048800	1	1	-	-		- 0,5 mm	
8	04033700	-	-	1	1		- 0,5 mm	
9	04023600	1...2	1...2	-	-		∅ 25 mm	s. Taf., Tabl. 21
9	04000800	-	-	1...2	1...2		∅ 22 mm	Pos. 4
10	50144300	2	2	2	2		M 6 x 16	DIN 835-A3C
11	03794510	1	1	1	1			
12	03794800	1	1	1	1			
13	50098300	2	2	-	-		M 8 x 20	DIN 835-8.8 A3C
13	50231900	-	-	2	2		M 8 x 25	DIN 835-8.8 A3C
14	50325500	1	1	1	1		10	DIN 443-St A3C
15	50037600	8	8	-	-		M 8 x 20	DIN 835-10.9
15	50037800	-	-	8	8		M 8 x 22	DIN 835-10.9
16	50328200	2	2	2	2		M 6 x 22	DIN 835-8.8 A3C
17	04011651	1	1	1	1			
18	04069500	0...4	0...4	0...4	0...4		1,05 mm	Axialspiel / End play / Jeux axial / Juego axial 0,1-0,4 mm
18	04069600	0...4	0...4	0...4	0...4		1,20 mm	
19	04062010	4	4	4	4		M 9 x28	
20	- - - - - - -	-	-	-	-			
21	- - - - - - -	-	-	-	-			
22	- - - - - - -	-	-	-	-			
23	50328200	1	1	1	1		M 6 x 22	DIN 835-8.8 A3C
24	- - - - - - -	-	-	-	-			

M 01

Kurbelgehäuse
Crankcase
Carter moteur
Caja cigueñal
Basamento motore

Tafel Nr.
Tabl. No.
Tavola N.

03

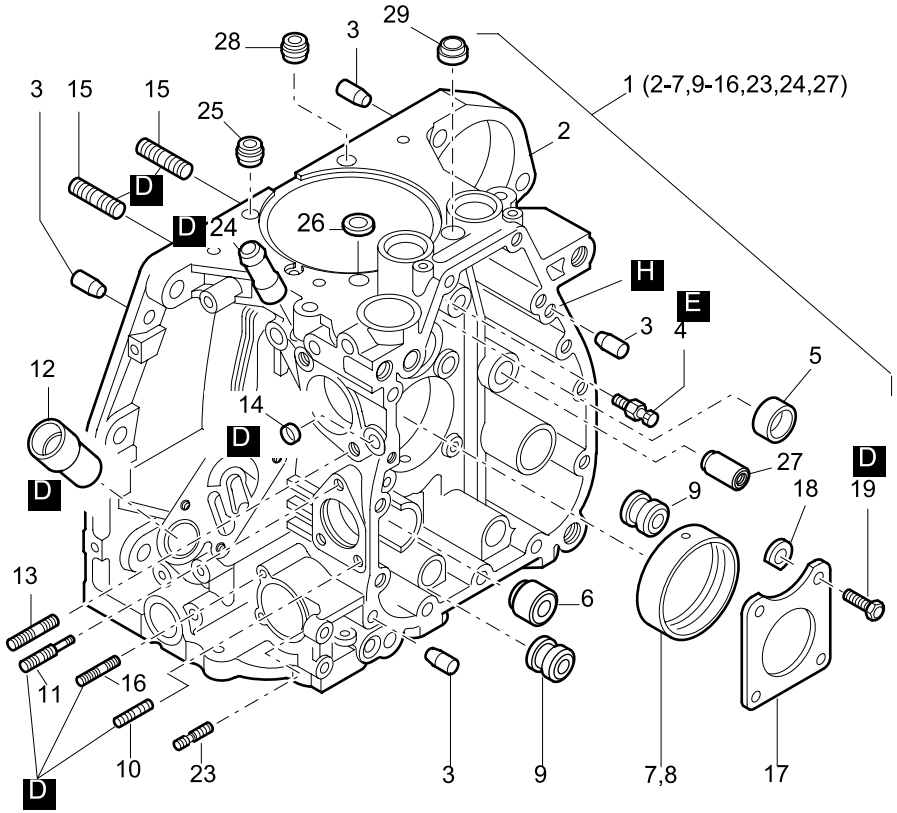

Fig.-No.	HATZ Ident-No.	Stück Qty. 1D41	1D50	1D81	1D90	P / W d / D	Bemerkungen Notes
25	50458400	2	2	-	-	d2	
26	50392000	2	-	-	-	d2	
26	04150300	-	2	-	-	d2	14 x 10 x 3,5
27	04105000	1	1	1	1		∅ 15 mm “S”
28	50459800	-	-	2	2		
29	04084500	-	-	2	2	d2	

M 01

Kurbelgehäuse
Crankcase
Carter moteur
Caja cigueñal
Basamento motore

Tafel Nr.
Tabl. No.
Tavola N.

04

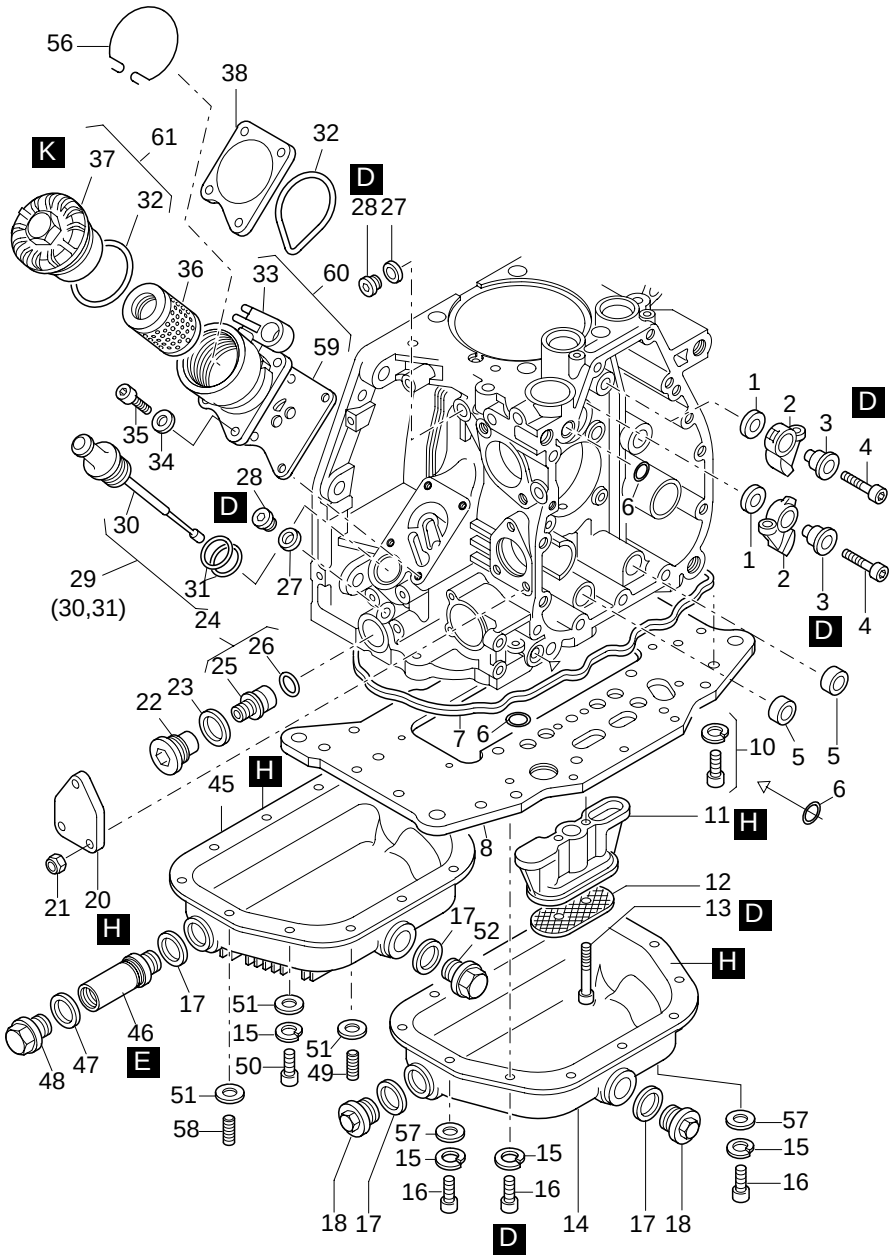

Fig.- No.	HATZ Ident-No.	Stück Qty. 1D41	1D81	1D90	P / W d / D	Bemerkungen Notes	
1	03794100	2	2	2			
2	03794300	2	2	2			
3	03794201	2	2	2			
4	50051000	2	2	2		M 6 x 30	DIN 912-8.8
5	03795800	2	2	2	D2	12 x 18,3 x 7,3	
6	50329000	3	3	3	D3	9,5 x 2,5	
7	03795100	1	1	1	D1	265 x 269,4 x 3,6	
8	01270300	1	-	-			
8	01248810	-	1	1			
10	50417600	22	22	22		M 8 x 25	DIN 912-8.8 A3C
11	04023300	1	-	-			
11	03794900	-	1	1			
12	03795000	1	1	1			
13	50051100	2	-	-		M 6 x 30	DIN 6912-8.8
13	50327100	-	2	2		M 6 x 50	DIN 6912-8.8 A3C
14	01255410	1	-	-			
14	01241700	-	1	1		“S, Z”	
15	50170900	12	12	12		6	DIN 128 A3C
16	50329100	12	12	12		M 6 x 10	DIN 912-8.8
17	50001600	2	2	2	D2,W4	A 22 x 27	DIN 7603-Cu
18	50373100	0...2	0...2	0...2		AM 22 x 1,5	MAGN.
18	50140400	0...2	0...2	0...2		„C“ Ölfilter, oilfilter	
19	- - - - - - -	-	-	-			
20	03794700	1	1	1			
21	50328300	3	3	3		VM6	DIN 980-8 A3C
22	01321200	1	1	1		M 24 x 1,5	
23	50286400	1	1	1	D1	A24 x 29	DIN 7603-Cu
24	01321100	1	1	1			
25	- - - - - - -	-	-	-			
26	50460400	1	1	1	D1	18 x 2	
27	50062400	2	2	2	D2	A 10 x 13,5	DIN 7603-Cu
28	50062300	2	2	2		M 10 x 1	DIN 908-5.8 A3C
29	01255200	1	-	-			
29	01241500	-	1	1			
30	- - - - - - -	-	-	-			
31	50359700	2	2	2	D2	20,29 x 2,62	
32	50329200	2	2	2	D2,W1	50 x 55 x 3	
33	- - - - - - -	-	-	-			
34	50081200	4	4	4		A 6	DIN 137 A3C

M 01

Kurbelgehäuse
Crankcase
Carter moteur
Caja cigueñal
Basamento motore

Tafel Nr.
Tabl. No.
Tavola N.

04

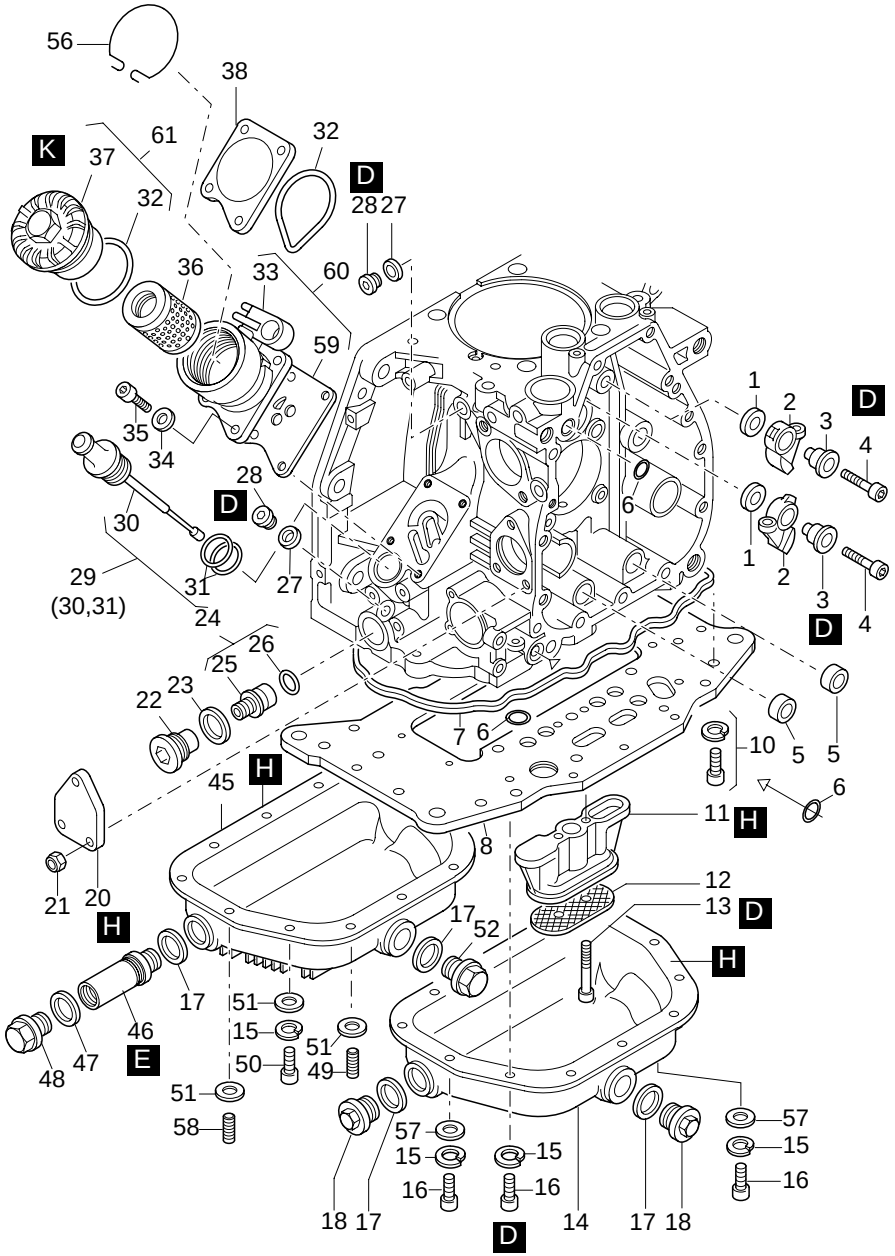

Fig.-No.	HATZ Ident-No.	Stück Qty. 1D41	1D81	1D90	P / W d / D	Bemerkungen Notes	
35	50170600	4	4	4		M 6 x 20	DIN 912-8.8 A3C
36	01480000	1	1	1	W4		
37	- - - - - - -	-	-	-			
38	04033401	1	1	1			
45	04045800	-	1	-		„C“	
46	03550500	1	-	-		„C“	
46	04046300	-	1	-		„C“	
47	50001400	1	1	-		A 18 x 22	DIN 7603 Cu
48	50044200	1	1	-		M 18 x 1,5	DIN 910 „C“
49	50434300	2	2	-		M 6 x 20	DIN 939-8.8 „C“
50	50050700	-	8	-		M 6 x 16	DIN 912-8.8
51	50144500	-	12	-		6,4	DIN 125-St A3C
52	50140400	1	1	-		AM 22 x 1,5	DIN 7604 A3C „C“
56	04084001	1	1	1			
57	50144500	2	-	-		6,4	DIN 125-St A3C
58	50139200	2	2	-		M 6 x 16	DIN 939-8.8 „C“
59	05068900	1	1	1	D1		
60	01318300	1	1	1			
61	01248901	1	1	1			

M 01

Kurbelgehäuse
Crankcase
Carter moteur
Caja cigueñal
Basamento motore

Tafel Nr.
Tabl. No.
Tavola N.

05

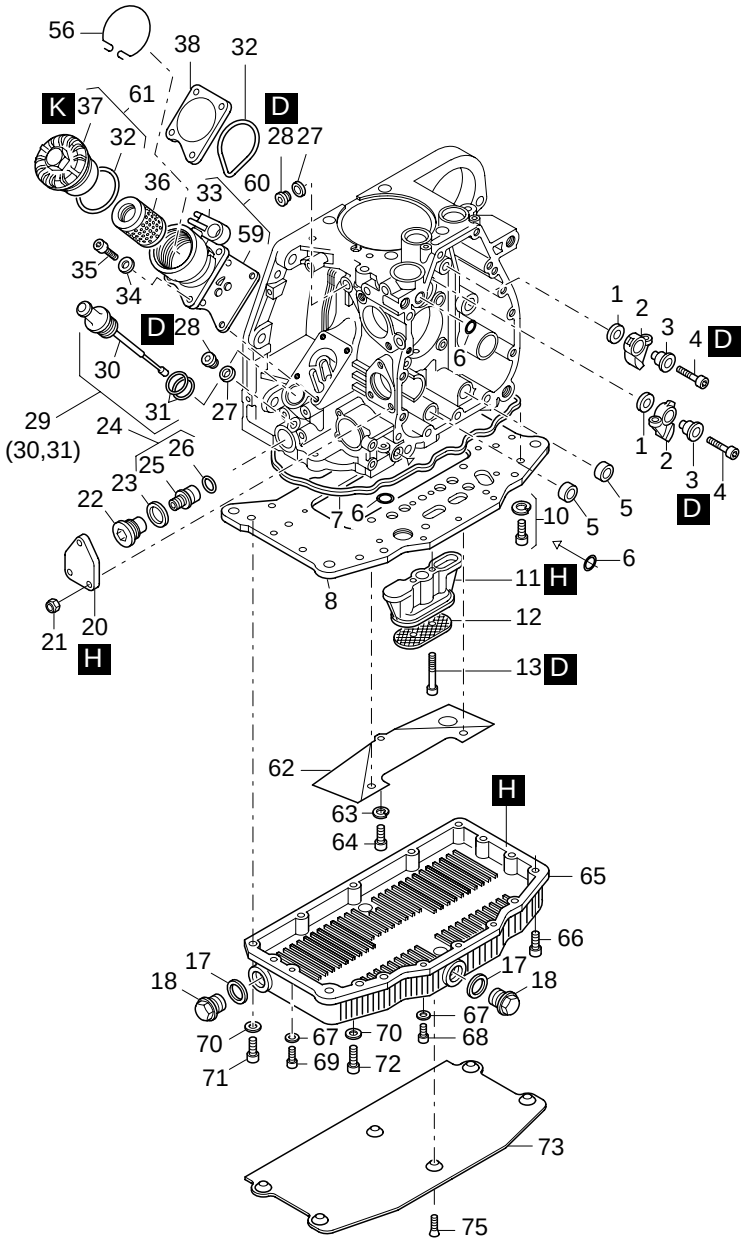

Fig.-No.	HATZ Ident-No.	Stück Qty.	P / W d / D	Bemerkungen Notes
		1D50		
1	03794100	2		
2	03794300	2		
3	03794201	2		
4	50170800	2		M 6 x 25 DIN 912-8.8
5	03795800	2	D1	12 x 18,3 x 7,3
6	50329000	3	D3	9,5 x 2,5
7	03795100	1	D1	265 x 269,4 x 3,6
8	01644500	1		
10	50417600	12		M 8 x 25 DIN 912-8.8 A3C
11	04023300	1		
12	03795000	1		
13	50051100	2		M 6 x 30 DIN 6912-8.8
15	50170900	12		6 DIN 128 A3C
16	50329100	12		M 6 x 10 DIN 912-8.8
17	50459100	2	D2,W4	A 22 x 27 DIN 7603-Al
18	50373100	0...2	W1	AM 22 x 1,5 MAGN.
18	50140400	0...2		Ölfilter, oilfilter
19	- - - - - - -	-		
20	03794700	1		
21	50328300	3		VM6 DIN 980-8 A3C
22	01321200	1		M 24 x 1,5
23	50286400	1	D1	A 24 x 29 DIN 7603-Cu
24	01321100	1		
25	- - - - - - -	-		
26	50460400	1	D1	18 x 2
27	50062400	2	D2	A 10 x 13,5 DIN 7603-Cu
28	50062300	2		M 10 x 1 DIN 908-5.8 A3C
29	01255200	1		
30	- - - - - - -	-		
31	50359700	2	D2	20,29 x 2,62
32	50329200	2	D2,W1	50 x 55 x 3
33	- - - - - - -	-		
34	50081200	4		A6 DIN 137 A3C
35	50170600	4		M 6 x 20 DIN 912-8.8 A3C
36	01480000	1	W4	
37	- - - - - - -	-		
38	04033401	1		

M 01

Kurbelgehäuse
Crankcase
Carter moteur
Caja cigueñal
Basamento motore

Tafel Nr.
Tabl. No.
Tavola N.

05

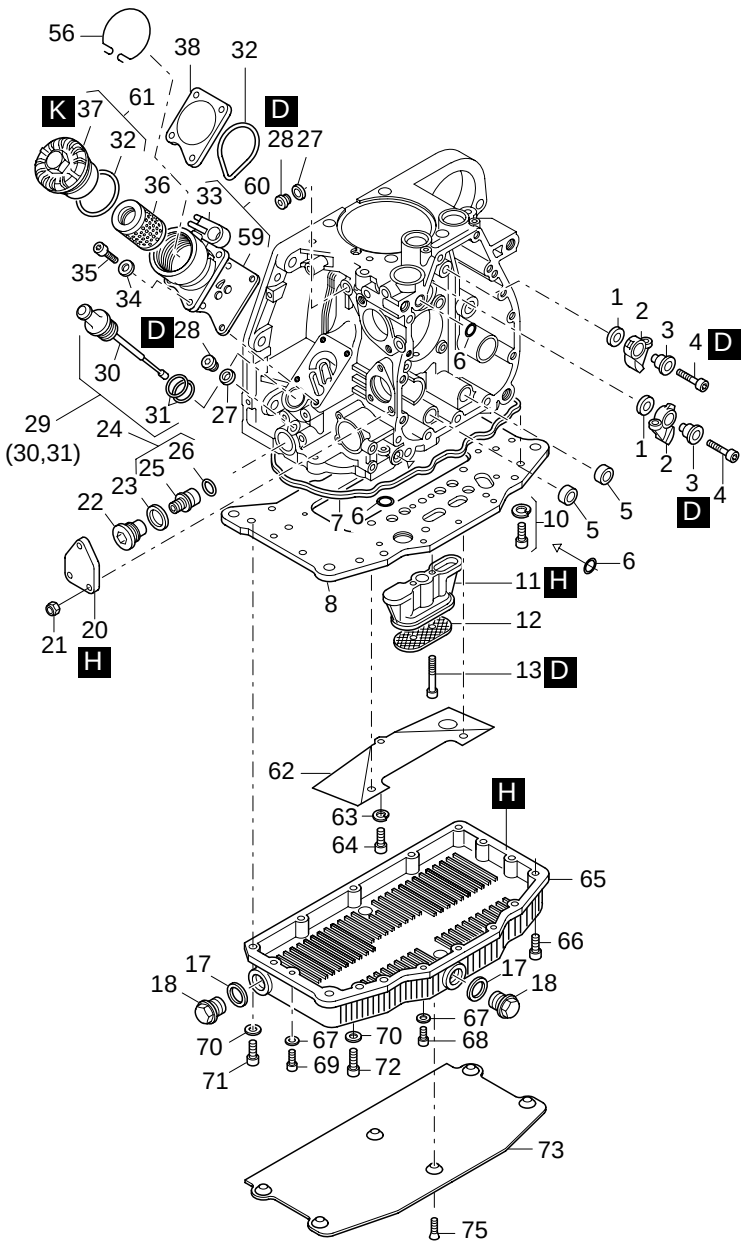

Fig.-No.	HATZ Ident-No.	Stück Qty.	P / W d / D	Bemerkungen Notes
		1D50		
56	04084001	1		
59	05068900	1		
60	01318300	1		
61	01248901	1		
62	04134600	1		
63	50170900	1		6 DIN 128-A3C
64	50329100	1		M 6 x 10 DIN 912-8.8 Inbus-Plus
65	04134110	1		
66	50417400	7		M 8 x 30 DIN 912-8.8 A3C/6900
67	50144500	4		6,4 DIN 125-St A3C
68	50459700	3		M 6 x 25 DIN 912-8.8 A3C Tuf.
69	50474200	1		M 6 x 16 DIN 912-8.8 A3C Tuf.
70	50422400	5		8 x 14 x 1 DIN 988
71	501759 00	4		M 8 x 30 DIN 912-8.8 A3C
72	50177500	1		M 8 x 40 DIN 912-8.8 A3C
73	04162300	1		
75	50435500	6		M 5 x 12 DIN 7991-8.8 A3C

M 02 Kurbelwelle / Crankshaft / Vilebrequin / Cigueñal / Albero a gomito

M 03 Lagerflansch / Bearing flange / Palier / Brida de cojinete / Supporto

Tafel Nr. / Tabl. No. / Tavola N.

06

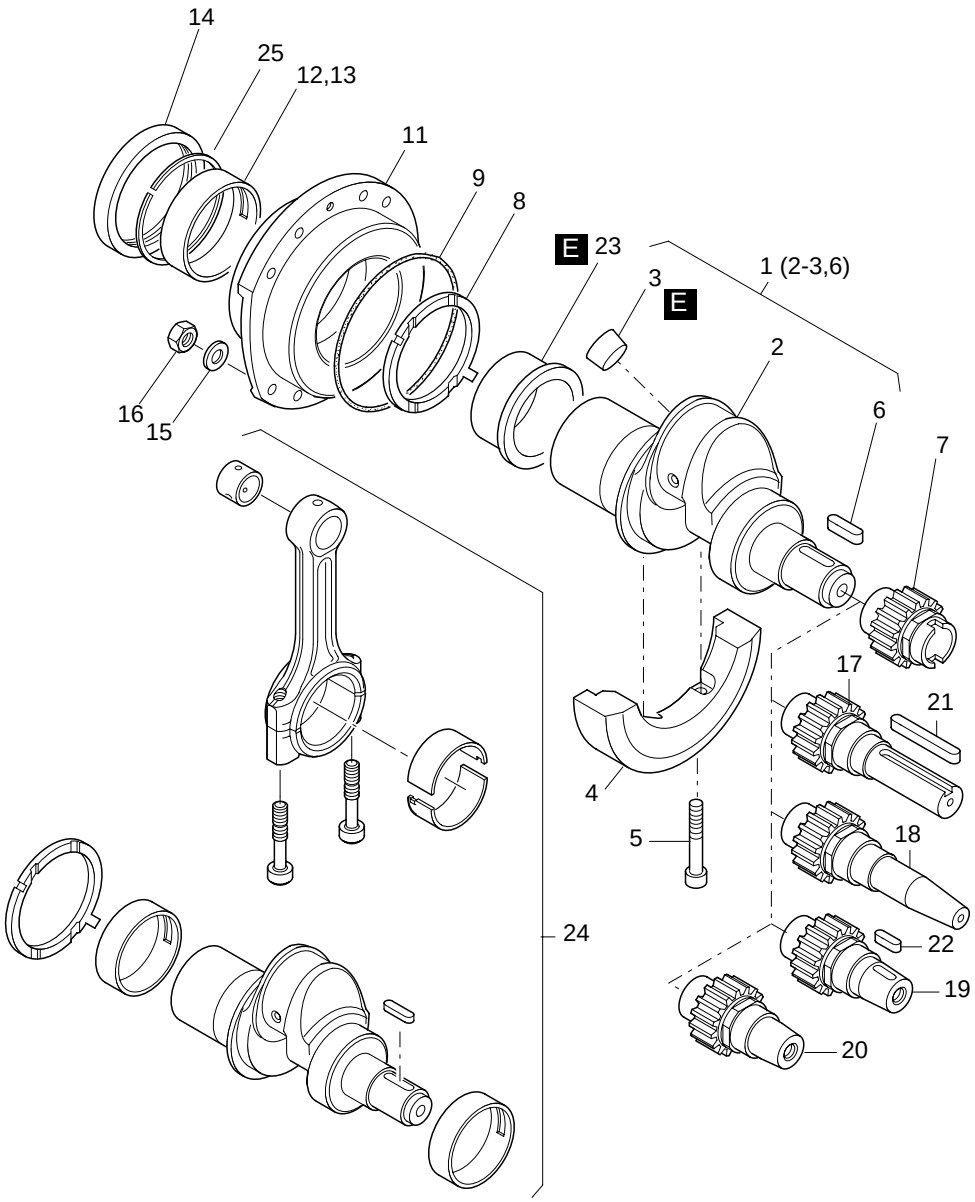

Fig.- No.	HATZ Ident-No.	Stück Qty. 1D41	1D50	1D81	1D90	P / W d / D	Bemerkungen Notes	
1	01269900	1	-	-	-			
1	01337200	-	1	-	-			
1	01269810	-	-	1	1			
2	- - - - - - -	-	-	-	-			
3	50345800	1	1	-	-		22	DIN 443
3	50087200	-	-	1	1		28	DIN 443
4	04023501	1	-	-	-			
4	04134800	-	1	-	-			
4	03796000	-	-	1	1			
5	50127900	2	2	-	-		M 8 x 40	DIN 912-10.9
5	50055000	-	-	2	2		M 10 x 50	DIN 912-10.9
6	50362600	1	1	1	1		A 6 x 4 x 32	DIN 6885 St 60
7	03796120	1	1	1	1			
8	04024600	1	1	-	-			
8	04000600	-	-	1	1			
9	50349700	1	1	-	-	D1	100 x 2,5	
9	50224900	-	-	1	1	D1	123 x 2,5	
11	04136300	1	1	-	-			
11	04064210	-	-	1	1			
12	04024500	1	1	-	-			
12	04006800	-	-	1	1			
13	04048700	1	1	-	-		- 0,5 mm	
13	04036100	-	-	1	1		- 0,5 mm	
14	50368101	1	1	-	-	D1	52 x 80 x 10	
14	50362701	-	-	1	1	D1	62 x 90 x 10	
15	50413600	8	8	8	8		8,4 300 HV	DIN 125A-A3C
16	50364300	8	8	8	8		M 8	DIN 934-10 A3C
17	04023110	1	1	1	1		SAE ...2 ∅ 1” zyl., cyl.	
18	01485500	1	1	1	1		SAE ...4 ∅ 1”	keg.
19	04022910	1	1	1	1		ITAL. ...3 ∅ 30 mm	tap.
20	05033200	1	1	1	1		ITAL. ...6 ∅ 23 mm	con.
21	05141600	1	1	1	1		A 6,35 x 61	
22	50017800	1	1	1	1		4 x 6,5	DIN 6888
23	50414400	-	-	0...1	0...1			
24	01511902	1	-	-	-		1D30 - 1D41	Rep.-Satz KW
24	01512002	-	-	1	1		1D60 - 1D90	Rep.-kits ckrs. Kit rep. vilbr. Jueg. rep. cig.
25	50458000	1	1	-	-		SB 60	

M 04

Nockenwelle, Massenausgleich
Camshaft, compensation of masses
Arbre à cames, équilibrage
Arbol de levas, compensación de las mases
Albero a camme, masse equilibratura

Tafel Nr.
Tabl. No.
Tavola N.

07

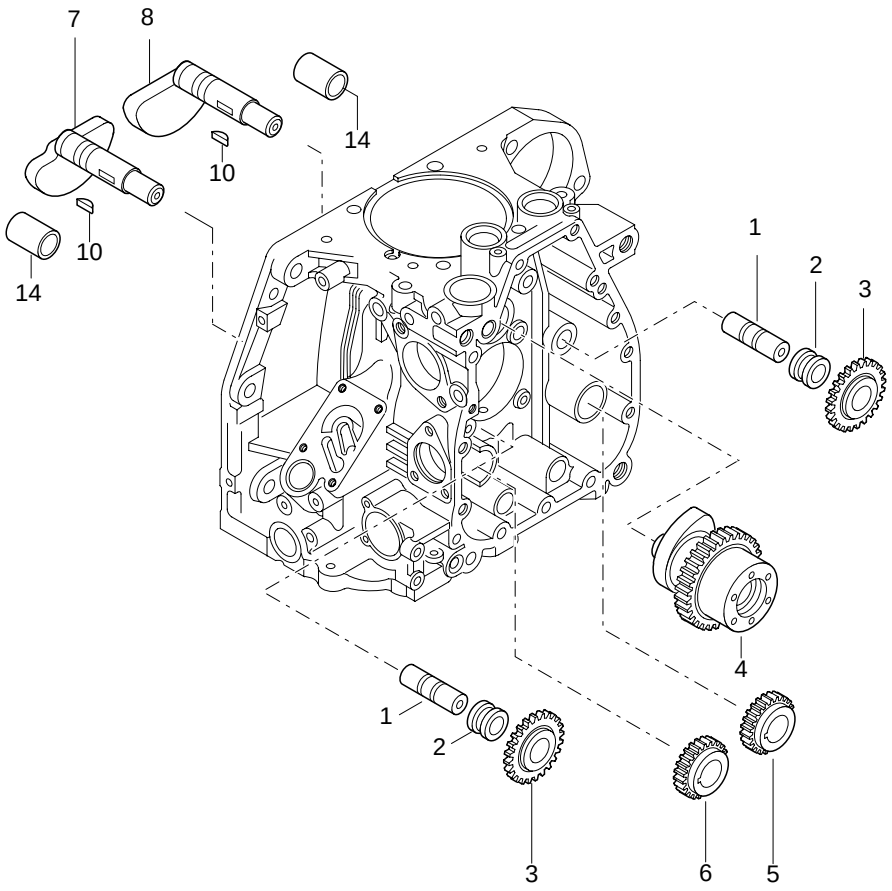

Fig.-No.	HATZ Ident-No.	Stück Qty. 1D41	1D50	1D81	1D90	P / W d / D	Bemerkungen Notes
1	03796401	2	2	2	2		Z,C
2	03796500	2	2	2	2		Z,C
3	01242000	2	2	2	2		Z,C
4	04137110	1	1	-	-		S,Z,C
4	04099910	-	-	1	1		S,Z,C
5	03796800	1	1	1	1		Z,C
6	03796900	1	1	1	1		Z,C
7	04023710	1	1	-	-		Z,C
7	03796710	-	-	1	1		Z,C
8	04023810	1	1	-	-		Z,C
8	03796610	-	-	1	1		Z,C
10	50324900	2	2	2	2		Z,C 3 x 3,7 DIN 6888 St 60
14	04023900	2	2	-	-		

M 05 Kolben, Pleuel
Piston, Conrod
Piston, bielle
Embolo, biela
Pistone, biella

M 06 Zylinder
Cylinder
Cylindre
Cilindro
Cilindro

Tafel Nr.
Tabl. No.
Tavola N.

08

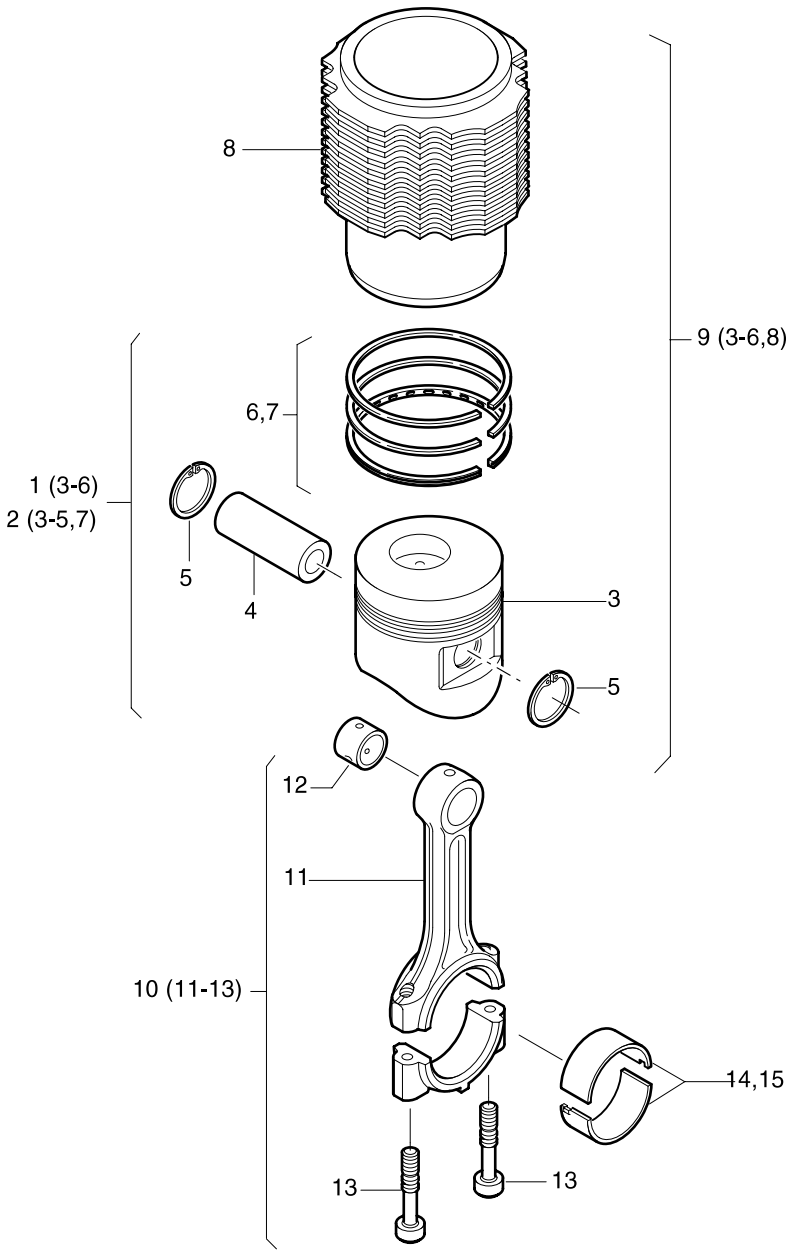

Fig.-No.	HATZ Ident-No.	Stück Qty. 1D41	1D81	1D90	P / W d / D	Bemerkungen Notes
1	01312410	1	-	-		
1	01313520	-	1	-		
1	01331710	-	-	1		
2	01315210	1	-	-		+ 0,5 mm
2	01315310	1	-	-		+ 1,0 mm
2	01314620	-	1	-		+ 0,5 mm
2	01314720	-	1	-		+ 1,0 mm
2	01332710	-	-	1		+ 0,5 mm
3	- - - - - - -	-	-	-		
4	50416100	1	-	-		25 x 13 x 68 DIN 73126-B2
4	50353600	-	1	-		30 x 17 x 75
4	50461900	-	-	1		30 x 15 x 75
5	50381210	2	-	-		A 25 x 1,2
5	50020800	-	2	-		J 30 x 1,2 DIN 472
5	50462000	-	-	2		30 x 1,2
6	01312501	1	-	-		
6	01247300	-	1	-		
6	01331800	-	-	1		

M 05 Kolben, Pleuel
Piston, Conrod
Piston, bielle
Embolo, biela
Pistone, biella

M 06 Zylinder
Cylinder
Cylindre
Cilindro
Cilindro

Tafel Nr.
Tabl. No.
Tavola N.

08

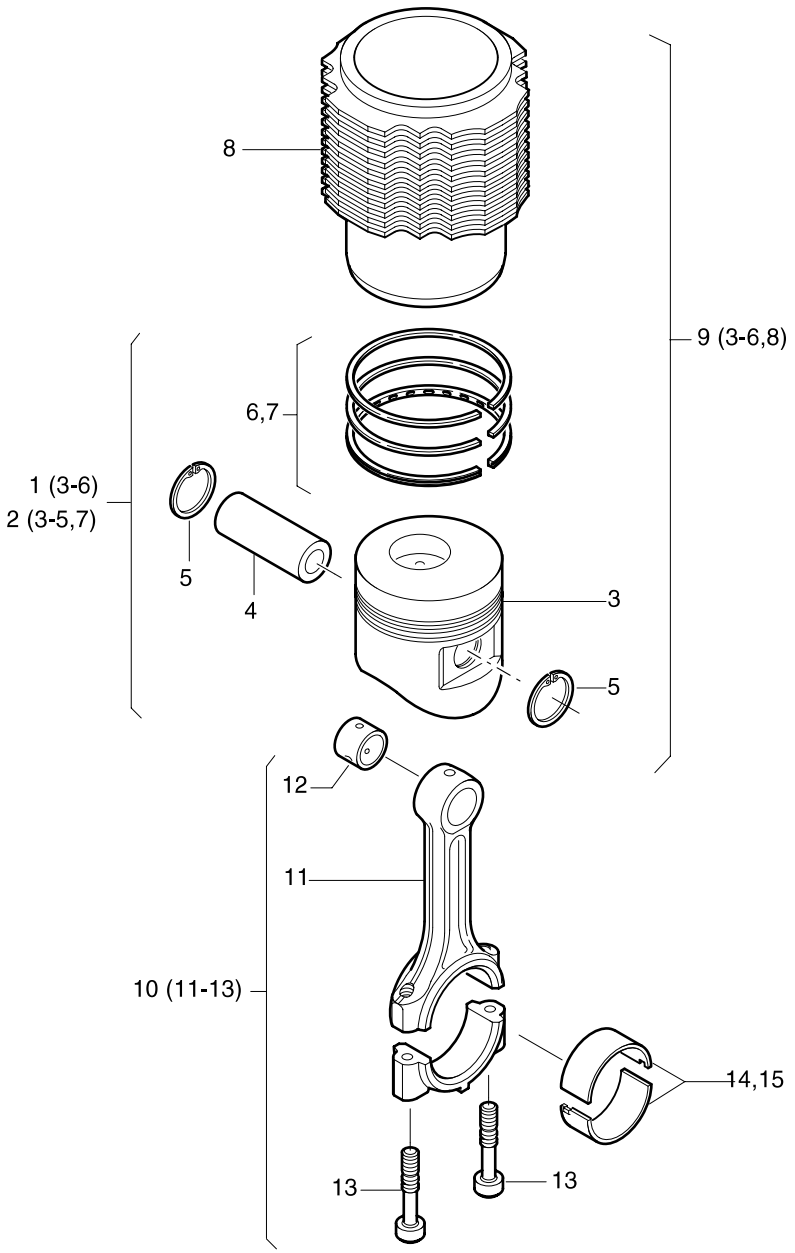

Fig.-No.	HATZ Ident-No.	Stück Qty. 1D41	1D81	1D90	P / W d / D	Bemerkungen Notes
7	01315401	1	-	-		+ 0,5 mm
7	01315501	1	-	-		+ 1,0 mm
7	01264500	-	1			+ 0,5 mm
7	01265000	-	1			+ 1,0 mm
7	01333300	-	-	1		+ 0,5 mm
8	- - - - - - -	-	-	-		
9	01505010	1	-	-		
9	01508310	-	1	-		
9	01592610	-	-	1		
10	01258302	1	-	-		
10	01244001	-	1	1		
11	- - - - - - -	-	-	-		
12	04065600	1	-	-		
12	04032200	-	1	1		
13	04100500	2	-	-		
13	04001810	-	2	2		
14	04026500	1	-	-		
14	04001900	-	1	1		
15	04065700	1	-	-		- 0,5 mm
15	04033100	-	1	1		- 0,5 mm

M 05 Kolben, Pleuel
Piston, Conrod
Piston, bielle
Embolo, biela
Pistone, biella

M 06 Zylinder
Cylinder
Cylindre
Cilindro
Cilindro

Tafel Nr.
Tabl. No.
Tavola N.

09

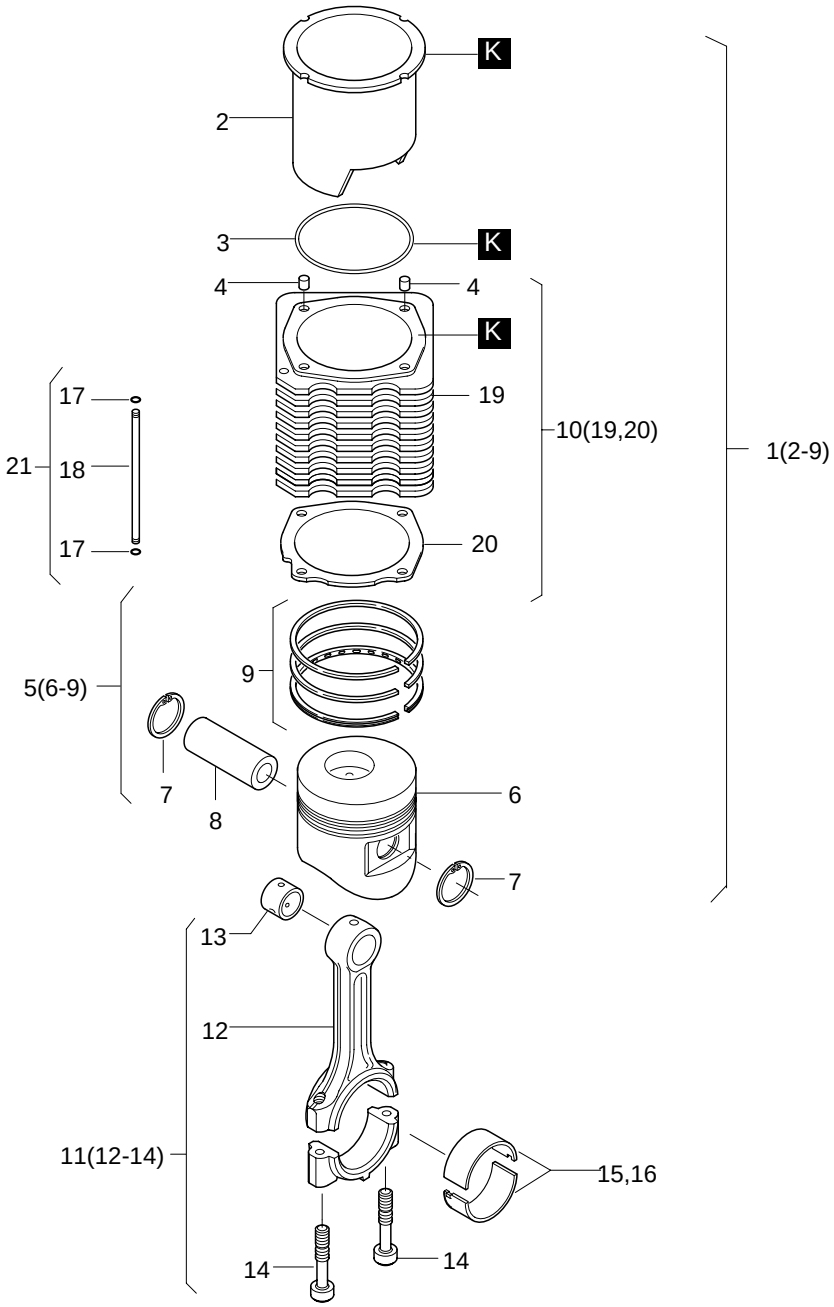

Fig.-No.	HATZ Ident-No.	Stück Qty.	P / W d / D	Bemerkungen Notes
		1D50		
1	01644401	1		
2	- - - - - - -	-		
3	50482400	1		103 x 1,5
4	04134900	2		10,5 x 12,5 x 15
5	01336802	1		97 mm
6	- - - - - - -	-		
7	50381210	2		A 25 x 1,2
8	50481300	1		25 x 12 x 68
9	01336900	1		97 mm
10	01644310	1		
11	01258302	1		
12	- - - - - - -	-		
13	04065600	1		
14	04100500	2		
15	04026500	1		
16	04065700	1		- 0,5 mm
17	50330100	2	d4	4 x 1,2
18	- - - - - - -	-		56,5 mm
19	- - - - - - -	-		
20	04171200	1		
21	01655700	1		

M 07

Zylinderkopf
Cylinder head
Culasse
Culata
Testa

Tafel Nr.
Tabl. No.
Tavola N.

10

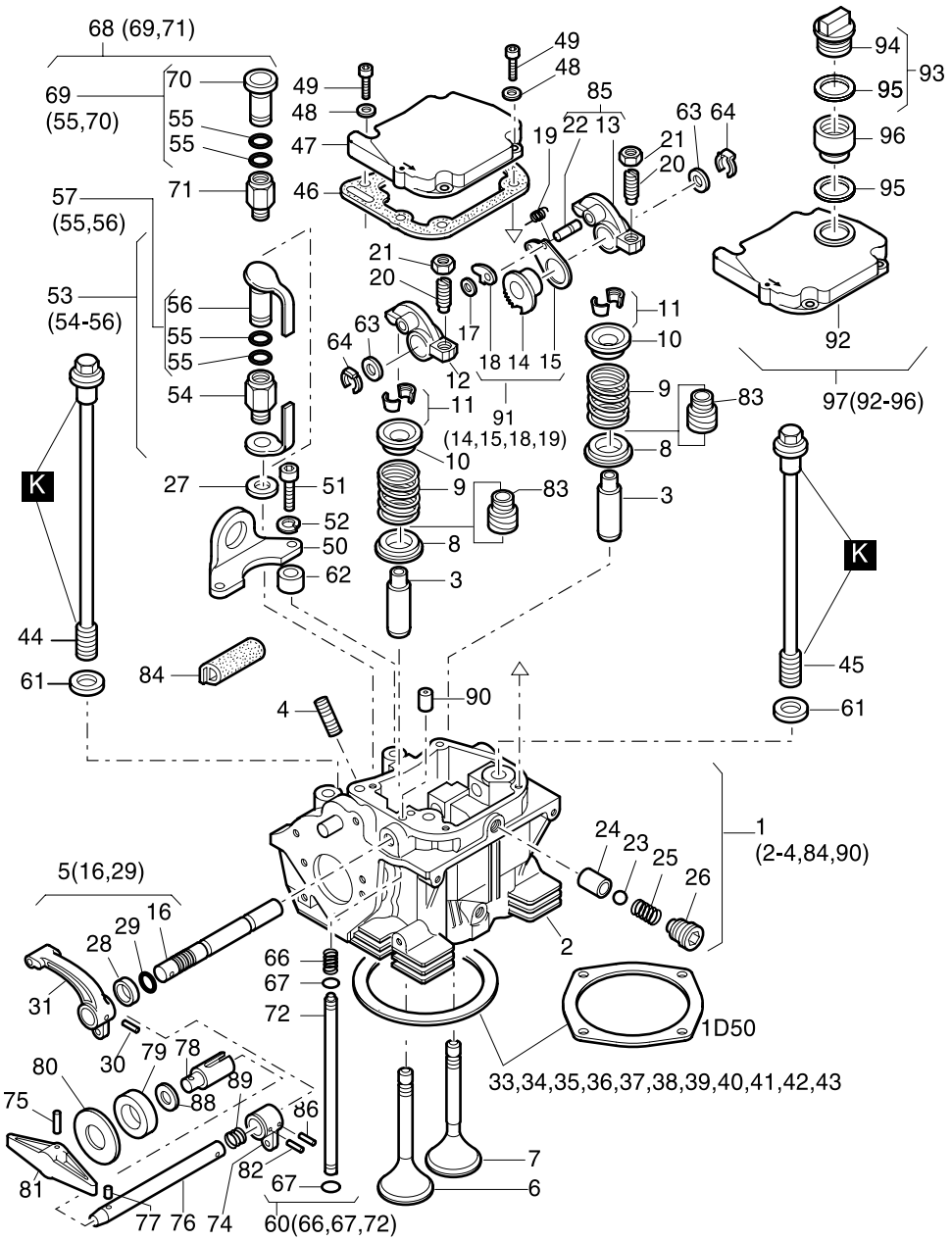

Fig.-No.	HATZ Ident-No.	Stück Qty. 1D41	1D50	1D81	1D90	P / W d / D	Bemerkungen Notes	
1	01505320	1	-	-	-			
1	01644600	-	1	-	-			
1	01499620	-	-	1	-			
1	01592710	-	-	-	1			
2	- - - - - - -	-	-	-	-			
3	04137500	2	2	-	-			
3	04008711	-	-	2	2			
4	50279200	1	1	-	-		M 8 x 40	DIN 835-8.8 A3C
4	50038400	-	-	1	1		M 8 x 35	DIN 835-8.8 A3C
5	01290920	1	1	-	-			
5	01468920	-	-	1	1			
6	04090000	1	1	-	-			
6	04091001	-	-	1	1			
7	04090100	1	1	-	-			
7	04091100	-	-	1	1			
8	04005201	2	2	2	2			
9	04029300	2	2	-	-			
9	04005300	-	-	2	-			
9	04152000	-	-	-	2			
10	04029201	2	2	-	-			
10	04005401	-	-	2	2			
11	03171910	2	2	-	-			
11	03786300	-	-	2	2			
12	04003710	1	1	1	1			
13	- - - - - - -	-	-	-	-			
14	- - - - - - -	-	-	-	-			
15	03778401	1	1	1	1			
16	- - - - - - -	-	-	-	-			
17	50117200	1	1	1	1			
18	03365710	1	1	1	1			
19	03366001	1	1	1	1			
20	03783000	2	2	2	2			
21	03173100	2	2	2	2	W2		
22	- - - - - - -	-	-	-	-			
23	50123800	1	1	1	1		7 mm III	DIN 5401
24	04004700	1	1	1	1			
25	04004800	1	1	1	1			
26	01245200	1	1	1	1			
27	50001100	1	1	1	1	d1	A 12 x 15,5	DIN 7603-Cu

M 07

Zylinderkopf
Cylinder head
Culasse
Culata
Testa

Tafel Nr.
Tabl. No.
Tavola N.

10

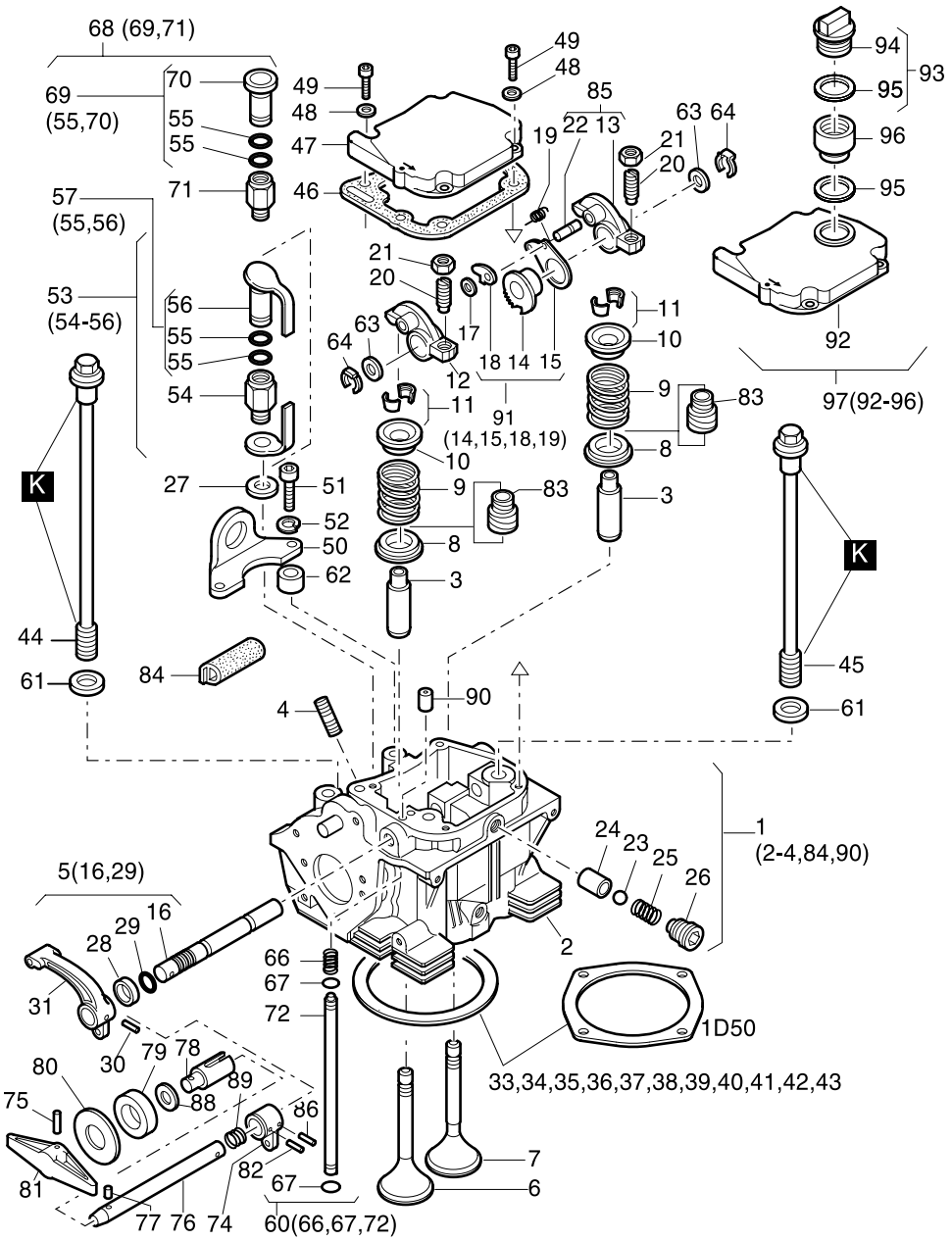

Fig.- No.	HATZ Ident-No.	Stück Qty. 1D41	1D50	1D81	1D90	P / W d / D	Bemerkungen Notes
28	04048900	-	-	1	1	d1	12 x 18 x 5
29	40022401	1	1	1	1	d2	8 x 2
30	50034700	1	1	1	1		4 x 22 DIN 1481
31	04009810	1	1	1	1		
32	- - - - - - -	-	-	-	-		
33	04071500	0...1	-	-	-		0,3 mm
33	04119300	-	-	-	0...1		0,3 mm
34	04071600	0...1	-	-	-		0,4 mm
34	04119400	-	-	-	0...1		0,4 mm
35	04071700	0...1	-	-	-		0,5 mm
35	04135210	-	0...1	-	-	d1	0,5 mm
35	04136010	-	0...1	-	-		0,55 mm
35	04068800	-	-	0...1	-		0,5 mm
35	04119500	-	-	-	0...1		0,5 mm
36	04071800	0...1	-	-	-		0,6 mm
36	04135310	-	0...1	-	-	d1	0,6 mm
36	04137910	-	0...1	-	-		0,65 mm
36	04036800	-	-	0...1	-		0,6 mm
36	04119600	-	-	-	0...1		0,6 mm
37	04071900	0...1	-	-	-	d1	0,7 mm
37	04135410	-	0...1	-	-		0,7 mm
37	04138010	-	0...1	-	-		0,75 mm
37	04036500	-	-	0...1	-	d1	0,7 mm
37	04119700	-	-	-	0...1	d1	0,7 mm
38	04072000	0...1	-	-	-	d1	0,8 mm
38	04135510	-	0...1	-	-		0,8 mm
38	04138110	-	0...1	-	-		0,85 mm
38	04036600	-	-	0...1	-	d1	0,8 mm
38	04119800	-	-	-	0...1	d1	0,8 mm
39	04072100	0...1	-	-	-		0,9 mm
39	04135610	-	0...1	-	-		0,9 mm
39	04138210	-	0...1	-	-		0,95 mm
39	04002700	-	-	0...1	-	d1	0,9 mm
39	04119900	-	-	-	0...1	d1	0,9 mm
40	04072200	0...1	-	-	-		1,0 mm
40	04135710	-	0...1	-	-		1,0 mm
40	04138310	-	0...1	-	-		1,05 mm
40	04002800	-	-	0...1	-		1,0 mm
40	04120000	-	-	-	0...1		1,0 mm

M 07

Zylinderkopf
Cylinder head
Culasse
Culata
Testa

Tafel Nr.
Tabl. No.
Tavola N.

10

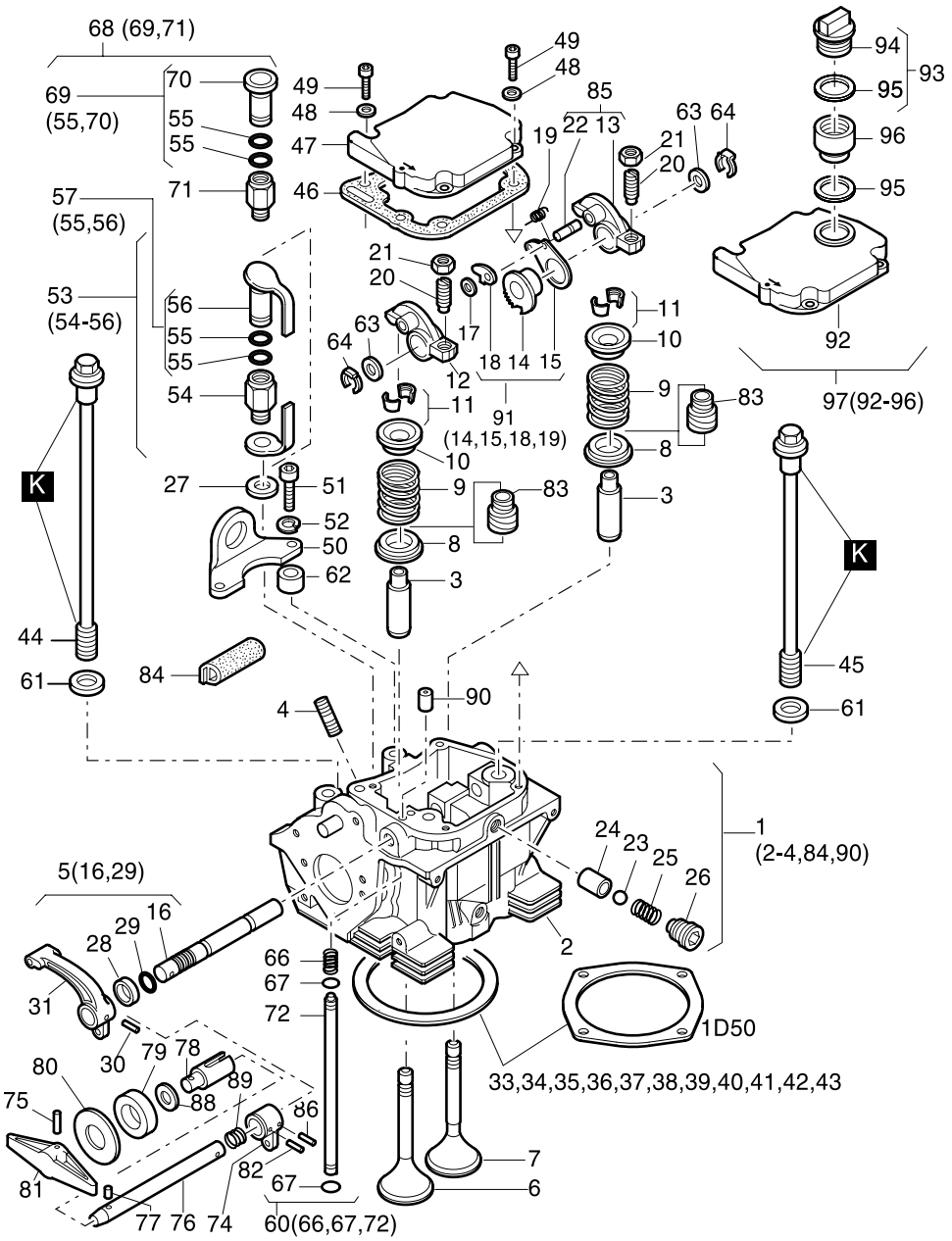

Fig.-No.	HATZ Ident-No.	Stück Qty. 1D41	1D50	1D81	1D90	P / W d / D	Bemerkungen Notes	
41	04072300	0...1	-	-	-		1,1 mm	
41	04135810	-	0...1	-	-		1,1 mm	
41	04002900	-	-	0...1	-		1,1 mm	
41	04120100	-	-	-	0...1		1,1 mm	
42	04072400	0...1	-	-	-		1,2 mm	
42	04135910	-	0...1	-	-		1,2 mm	
42	04003000	-	-	0...1	-		1,2 mm	
42	04120200	-	-	-	0...1		1,2 mm	
43	04072500	0...1	-	-	-		1,3 mm	
43	04003100	-	-	0...1	-		1,3 mm	
43	04120300	-	-	-	0...1		1,3 mm	
44	04028600	2	2	-	-		251,5 mm	
44	04003200	-	-	2	2		305 mm	
45	04028500	2	2	-	-		174 mm	
45	04003300	-	-	2	2		258 mm	
46	04006111	1	1	1	1	d1,W3		
47	01245413	1	1	1	1			
48	50081200	4	4	4	4	P4	A 6	DIN 137 A3C
49	50170800	4	4	4	4	P2	M 6 x 25	DIN 912-8.8
50	04008100	1	1	1	1			
51	50175900	2	2	-	-		M 8 x 30	DIN 912-8.8 A3C
51	50366300	-	-	2	2		M 8 x 20	DIN 912-8.8 A3C
52	50208500	2	2	2	2		8	DIN 128 A3C
53	01493200	1	1	1	1		S, Z, T, U	
54	- - - - - - -	-	-	-	-			
55	40081700	2	2	2	2	d2	12 x 2	
56	- - - - - - -	-	-	-	-			
57	01308300	1	1	1	1	P1	S, Z, T, U	
58	- - - - - - -	-	-	-	-			
59	- - - - - - -	-	-	-	-			
60	01269601	1	-	-	-			
60	01337500	-	1	-	-			
60	01269700	-	-	1	1			
61	03794100	4	4	-	-		10,1 x 22 x 3	
61	03457500	-	-	4	4		12,5 x 24 x 2,5	
62	04008000	2	2	-	-		9,2 x 17,2 x 10	
63	03457500	2	2	-	-		12,5 x 24 x 2,5	
64	50353300	2	2	-	-			
65	- - - - - - -	-	-	-	-			

M 07

Zylinderkopf
Cylinder head
Culasse
Culata
Testa

Tafel Nr.
Tabl. No.
Tavola N.

10

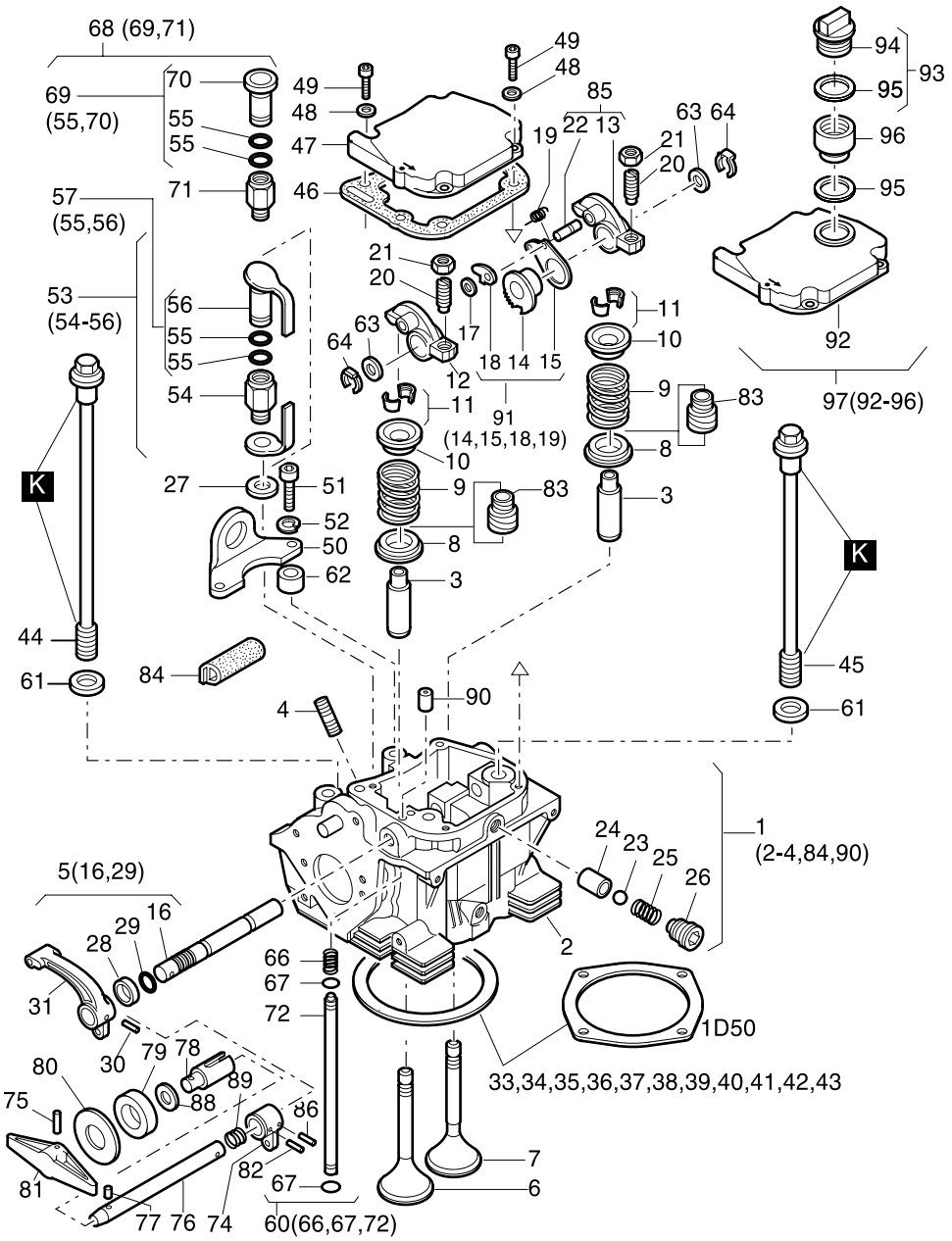

Fig.- No.	HATZ Ident-No.	Stück Qty. 1D41	1D50	1D81	1D90	P / W d / D	Bemerkungen Notes	
66	04004200	1	1	1	1			
67	50330100	2	2	2	2	d2	4 x 1,2	
68	01280600	1	-	1	-		„C“	
69	01275610	1	-	1	-	P1	„C“	
70	- - - - - - -	-	-	-	-			
71	- - - - - - -	-	-	-	-			
72	- - - - - - -	-	-	-	-			
73	- - - - - - -	-	-	-	-			
74	04047920	1	-	1	-		„C“	
75	50132000	1	-	1	-		4 x 16	DIN 1481
76	04083320	1	-	-	-		„C“	
76	04048220	-	-	1	-		„C“	
77	50034500	1	-	1	-		4 x 14	DIN 1481
78	04048110	1	-	1	-		„C“	
79	01581600	1	-	1	-		„C“	
80	04048000	1	-	1	-		„C“	10,5 x 50 x 1,0
81	03778200	1	-	1	-		„C“	
82	50132000	1	-	1	-		4 x 16	DIN 1481
83	50405700	2	2	-	-	d2		
83	50405200	-	-	2	2	d2		
84	04070400	1	1	-	-		60 mm	
85	01285010	1	1	1	1			
86	50034600	1	-	1	-		4 x 18	DIN 1481
87	- - - - - - -	-	-	-	-			
88	03787300	1	-	1	-		10,5 x 21 x 0,2	
89	04097200	1	-	1	-			
90	04104900	1	1	-	-		(∅ 5 mm)	
90	04104300	-	-	1	1		(∅ 8 mm)	
91	01557600	1	1	1	1			
92	- - - - - - -	-	-	-	-			
93	01613100	1	1	1	1			
94	- - - - - - -	-	-	-	-			
95	04125000	2	2	2	2		26 x 35 x3	
96	03658400	1	1	1	1			
97	01620000	1	1	1	1			

M 09 Stoßstangen / Pushrod / Tige de culbuteur / Varilla de balancin / Asta bilanciere

M 17 Schwungrad / Flywheel / Volant / Volante / Volano

Tafel Nr. / Tabl. No. / Tavola N. **11**

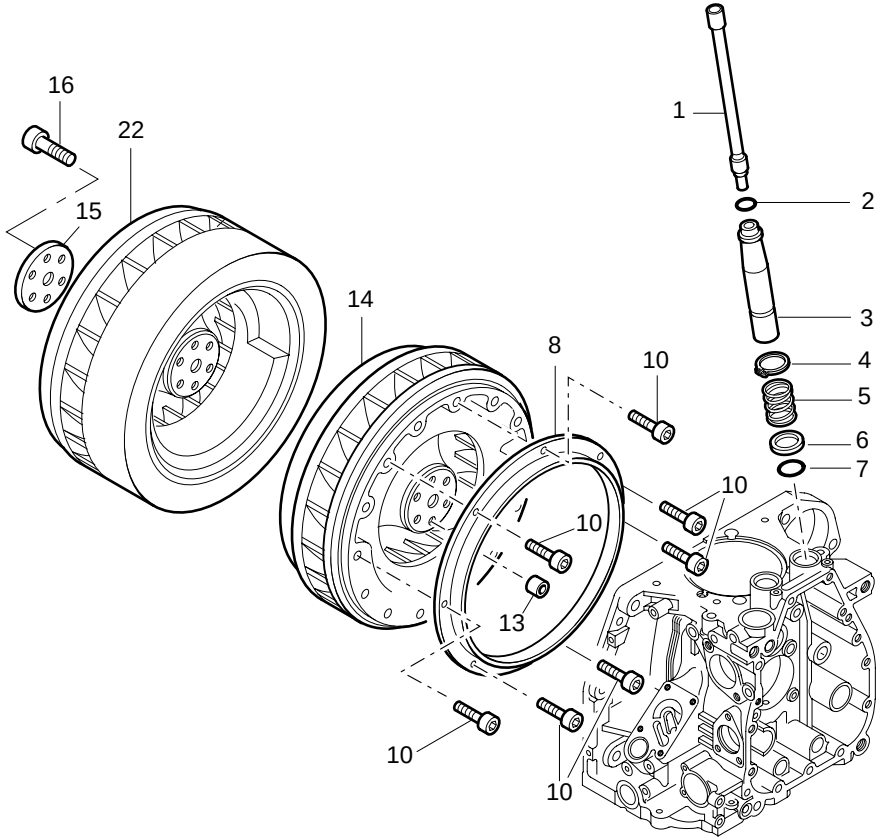

Fig.-No.	HATZ Ident-No.	Stück Qty. 1D41	1D50	1D81	1D90	P / W d / D	Bemerkungen Notes
1	01259310	2	2	-	-		
1	01244310	-	-	2	2		
2	50330200	2	2	2	2	d2	19 x 3
3	04027200	2	2	-	-		
3	04002500	-	-	2	2		
4	50347000	2	2	2	2	P2	AS 24 x 1,75 DIN 471
5	04002600	2	2	2	2		
6	04002000	2	2	2	2		
7	50411300	2	2	-	-	d2	23 x 3,5 grün, green, vert, verde
7	50330300	-	-	2	2	d2	23 x 3
8	04030601	1	1	-	-		S, Z, C
8	04007500	-	-	1	1		
9	- - - - - - -	-	-	-	-		
10	50397100	6	6	7	7		M 4 x 10 DIN 912-8.8 A3C Tuf.
11	- - - - - - -	-	-	-	-		
12	- - - - - - -	-	-	-	-		
13	04033000	1	1	-	-		
13	03123700	-	-	1	1		
14	04026120	1	-	-	-		
14	04143700	-	1	-	-		
14	04007132	-	-	1	1		
15	04026600	1	1	-	-		
15	04007410	-	-	1	1		
16	50132800	6	6	-	-		M 10 x 40 DIN 912-10.9
16	50363100	-	-	6	6		M 12 x 1,5 x 40 DIN 912-10.9
22	04079900	1	-	-	-		Schwungrad schwer
22	04074504	-	-	1	1		Flywheel heavy, Volant lourd Volante pesado

M 10

Ölpumpe, Regler
Oil pump, governor
Pompe à huile, regulateur
Bomba de aceite, regulador
Pompa olio, regolatore

Tafel Nr.
Tabl. No.
Tavola N.

12

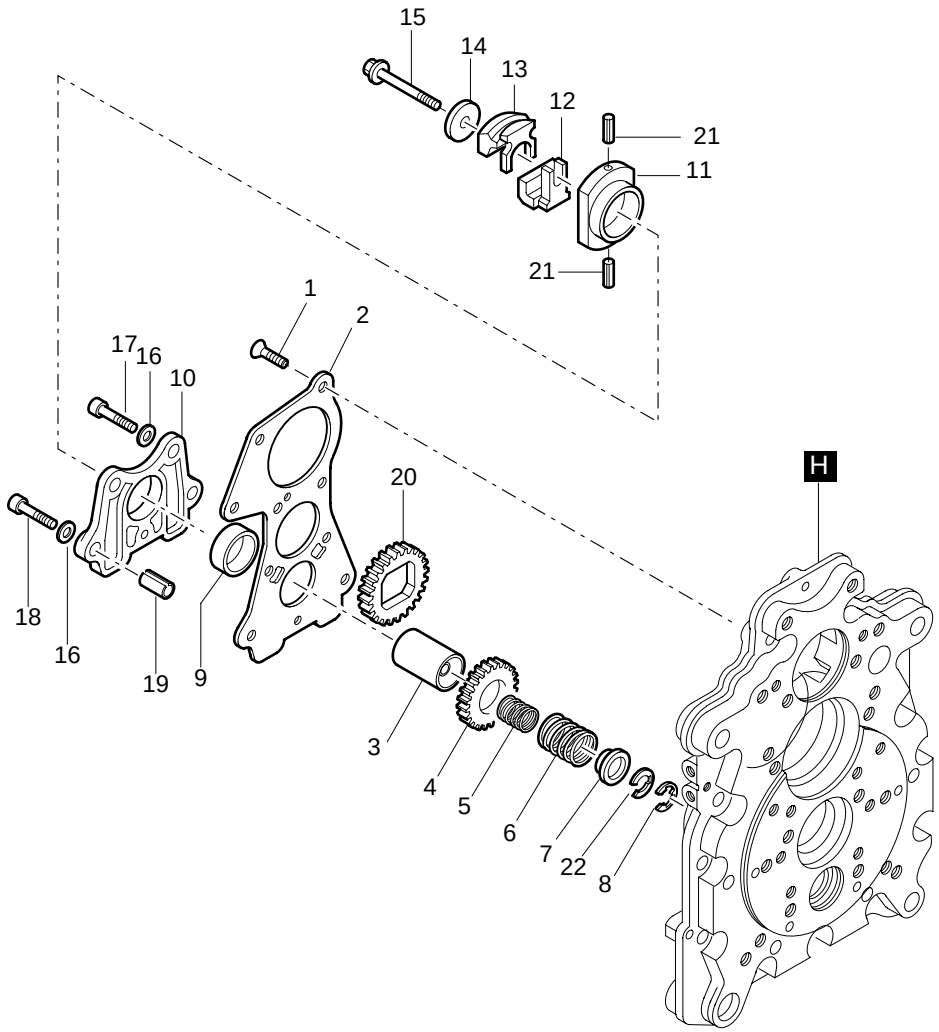

Fig.-No.	HATZ Ident-No.	Stück Qty. 1D41	1D50	1D81	1D90	P / W d / D	Bemerkungen Notes	
1	50328000	5	5	5	5		AM 6 x 16	17065 - 8.8 Zn
2	03797412	1	1	1	1			
3	01242401	1	1	1	1			
4	03797310	1	1	1	1			
5	04052800	0...1	0...1	0...1	0...1		∅ 1,6 mm ... 1500 min^{-1}	
5	04052900	0...1	0...1	0...1	0...1		∅ 1,7 mm 1501...1800 min^{-1}	
5	04008801	0...1	0...1	0...1	0...1		∅ 1,9 mm 1801...2300 min^{-1}	
6	04070800	0...1	0...1	0...1	0...1		∅ 2,6 mm 2301...2500 min^{-1}	
6	04063400	0...1	0...1	0...1	0...1		∅ 2,8 mm 2301...3000 min^{-1}	
6	04089600	0...1	0...1	0...1	0...1		∅ 2,8 mm 3000 min^{-1} Gen.	
5	04008801	0...1	0...1	0...1	0...1		∅ 1,9 mm 3001...3600 min^{-1}	}
6	04063400	0...1	0...1	0...1	0...1		∅ 2,8 mm 3001...3600 min^{-1}	}
7	03798600	1	1	1	1			
8	50334700	1	1	1	1		5	DIN 6799
9	03797600	1	1	1	1			
10	03797510	1	1	1	1			
11	03797701	1	1	1	1			
12	03798002	1	1	1	1			
13	03798102	1	1	1	1			
14	03797900	1	1	1	1			
15	03797801	1	1	1	1			
16	50081200	5	5	5	5		A 6	DIN 137-A3C
17	50170800	3	3	3	3		M 6 x 25	DIN 912-8.8
18	50051000	2	2	2	2		M 6 x 30	DIN 912-8.8
19	50084901	2	2	2	2		8 x 12	DIN 7346
20	03798720	1	1	1	1			
21	50260501	2	2	2	2		2 x 10	DIN 1481
22	04046000	0...3	0...3	0...3	0...3		0,5 mm	

M 11

Steuerdeckel
Timing cover
Couvercle distribution
Tapa de mando
Coperchio distribuzione

Tafel Nr.
Tabl. No.
Tavola N.

13

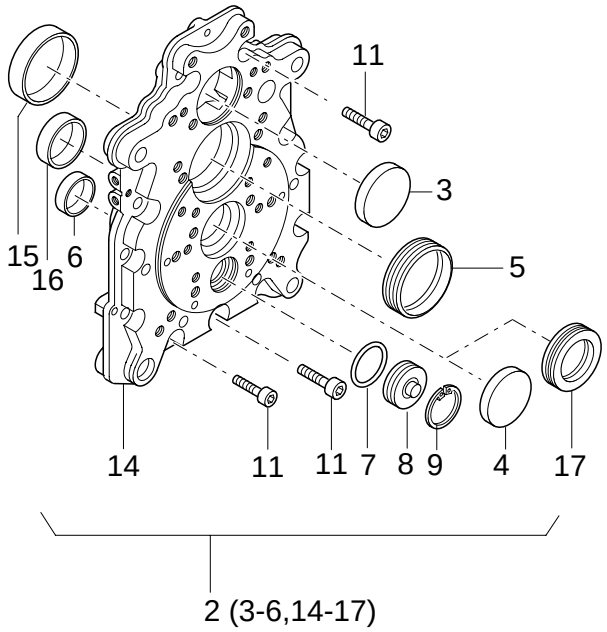

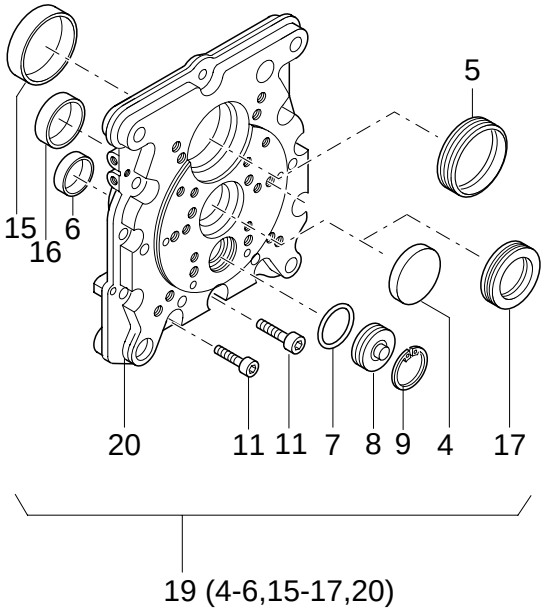

Fig.- No.	HATZ Ident-No.	Stück Qty. 1D41	1D50	1D81	1D90	P / W d / D	Bemerkungen Notes
1	- - - - - - -	-	-	-	-		
2	01267730	-	-	1	1		SAE, HP, FP
3	50325600	-	-	1	1		50
4	50325700	1	1	1	1		52
5	50325810	1	1	1	1	D1	54 x 70 x 8
6	03797600	1	1	1	1		
7	50330400	1	1	1	1	D1	27 x 2
8	04000400	1	1	1	1		
9	50399000	1	1	1	1		JL 32 x 1,2 DIN 472
11	50417400	12	12	13	13		M 8 x 30 DIN 912-8.8 A3C
12	- - - - - - -	-	-	-	-		
14	- - - - - - -	-	-	-	-		
15	04000310	1	1	1	1		
16	04023210	1	1	1	1		
17	50364700	1	1	1	1		32 x 52 x 7
18	- - - - - - -	-	-	-	-		
19	01293420	1	1	-	-		SAE, HP, FP
20	- - - - - - -	-	-	-	-		

M 12

Startfüllung
Extra fuel device
Sucharge
Sobre aliment.-arranque
Supplemento

M 14

Einspritzausrüstung
Injection equipment
Equipement d'injection
Equipo de inyección
Equipaggiamento d'iniezione

Tafel Nr.
Tabl. No.
Tavola N.

14

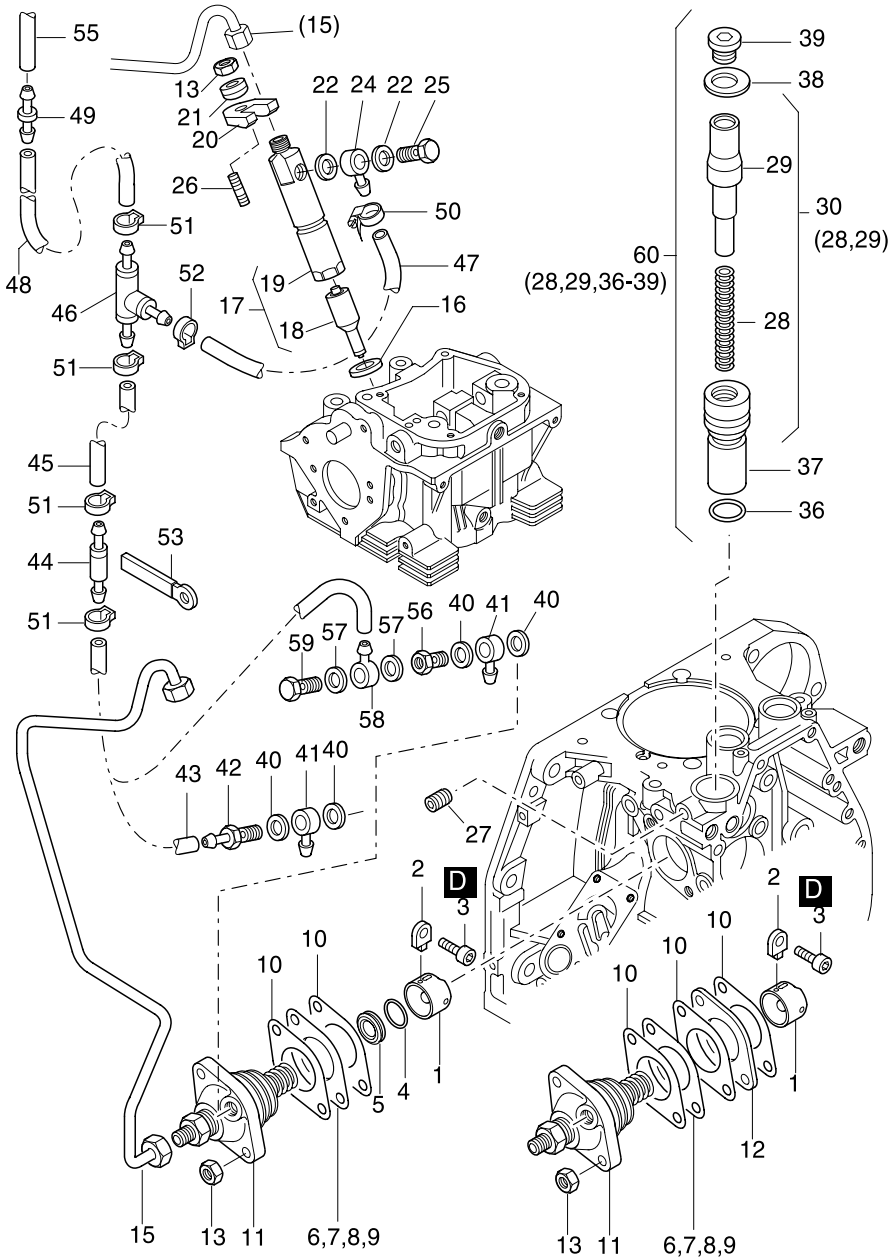

Fig.-No.	HATZ Ident-No.	Stück Qty. 1D41	1D50	1D81	1D90	P / W d / D	Bemerkungen Notes	
1	50331501	1	1	-	-			
1	50492900	-	-	1	1			
2	04144002	1	1	-	-			
2	04169200	-	-	1	1			
3	50050600	1	1	-	-		M 6 x 12	DIN 912-8.8
3	50050700	-	-	1	1		M 6 x 16	DIN 912-8.8
4	50390200	0...1	0...1	-	-		17 x 1,1	
4	50363400	0...1	0...1	-	-	D1	17 x 1,2	
5	04011700	1	1	-	-			
6	03209700	0...1	0...1	0...1	0...1		0,30 mm	
7	04102400	0...1	0...1	0...1	0...1		0,60 mm	
8	04102500	0...1	0...1	0...1	0...1		0,90 mm	
9	04102600	0...1	0...1	0...1	0...1		1,20 mm	
10	04071300	0...2	0...2	0...2	0...2	D3	0,10 mm	
10	04102200	0...2	0...2	0...2	0...2		0,20 mm	
10	04102300	0...2	0...2	0...2	0...2		0,30 mm	
11	50475201	1	1	-	-			
11	50492802	-	-	1	1			
12	04169300	-	-	1	1		5,7 mm	
13	50148000	3	3	3	3		M 8	DIN 934-8 A3C
14	- - - - - - -	-	-	-	-			
15	01311800	1	1	-	-			
15	01313610	-	-	1	1			
16	04025800	1	1	1	1	d1		
16	04185200	-	-	1	1		1,5 mm n > 3000 min^{-1}	
17	50493501	1	-	-	-			
17	50449000	1	-	-	-		1D41 opt. (PV 202)	
17	50475101	-	1	-	-			
17	50493001	-	-	1	1			
17	50507200	-	-	1	1		n > 3000 min^{-1}	
18	50493601	1	-	-	-	P1		
18	50449100	1	-	-	-		1D41 opt. (PV 202)	
18	50479401	-	1	-	-	P1		
18	50493101	-	-	1	1	P1		
18	50499700	-	-	1	1		n > 3000 min^{-1}	
19	- - - - - - -	-	-	-	-			
20	03792400	1	1	1	1			
21	04035700	1	1	1	1			

M 12	Startfüllung Extra fuel device Sucharge Sobre aliment.-arranque Supplemento	**M 14**	Einspritzausrüstung Injection equipment Equipement d'injection Equipo de inyección Equipaggiamento d'iniezione	Tafel Nr. Tabl. No. Tavola N. **14**

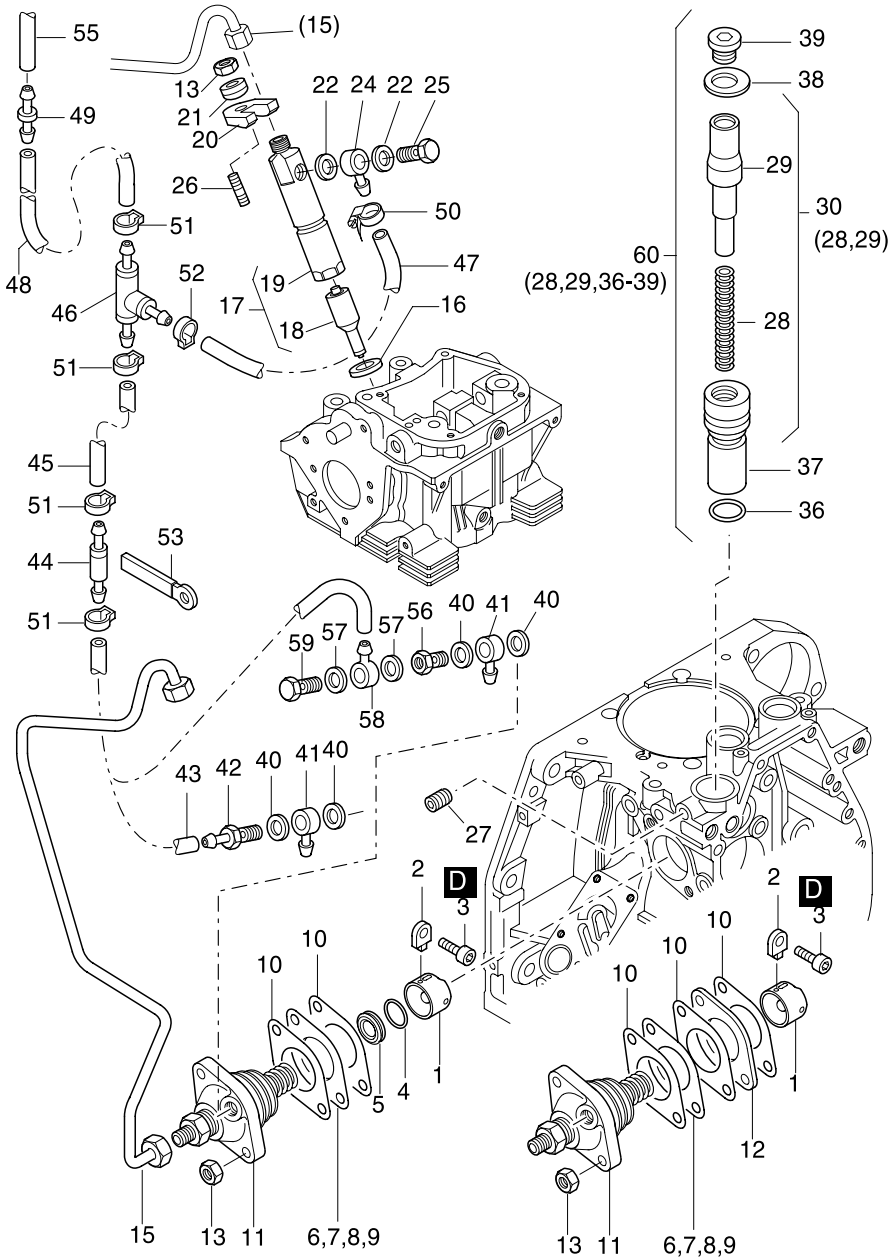

Fig.-No.	HATZ Ident-No.	Stück Qty. 1D41	1D50	1D81	1D90	P / W d / D	Bemerkungen Notes
22	50000800	2	2	2	2	d2	A 6,5 x 9,5 DIN 7603-Cu
23	- - - - - - -	-	-	-	-		
24	50333400	1	1	1	1		
25	50313000	1	1	1	1		M 6
26	50279200	1	1	-	-		M 8 x 40 DIN 835-8.8 A3C
26	50038400	-	-	1	1		M 8 x 35 DIN 835-8.8 A3C
27	50004600	1	1	1	1		AM 8 x 16 DIN 916-45H
28	05035200	1	1	1	1		
29	- - - - - - -	-	-	-	-		
30	01519500	1	1	1	1		
31	- - - - - - -	-	-	-	-		
32	- - - - - - -	-	-	-	-		
33	- - - - - - -	-	-	-	-		
34	- - - - - - -	-	-	-	-		
35	- - - - - - -	-	-	-	-		
36	50328900	1	1	1	1	D2	22 x 1,6
37	04001410	1	1	1	1		
38	04001600	1	1	1	1		
39	50330800	1	1	1	1		M 16 x 1,5 DIN 908-5.8 A3C Tuf.
40	50001100	2	2	2	2	D2	A 12 x 15,5 DIN 7603-Cu
41	50015800	1	1	1	1		NW 6
42	03662300	1	1	1	1		
43	03664200	1	1	-	-		5 x 2,5 - 130 mm
43	03807100	-	-	1	1		5 x 2,5 - 150 mm
43	04060400	1	-	1	-		„C“, 5 x 2,5 - 100 mm
44	00805501	1	1	1	1	P1	
45	03807100	1	1	1	1		5 x 2,5 - 150 mm
45	04060200	1	-	1	-		„C“, 5 x 2,5 - 55 mm
46	03989600	1	1	1	1		„S-Z“
46	50157800	1	-	1	-		„C“, N 3

M 12	Startfüllung Extra fuel device Sucharge Sobre aliment.-arranque Supplemento	**M 14**	Einspritzausrüstung Injection equipment Equipement d'injection Equipo de inyección Equipaggiamento d'iniezione	Tafel Nr. Tabl. No. Tavola N. **14**

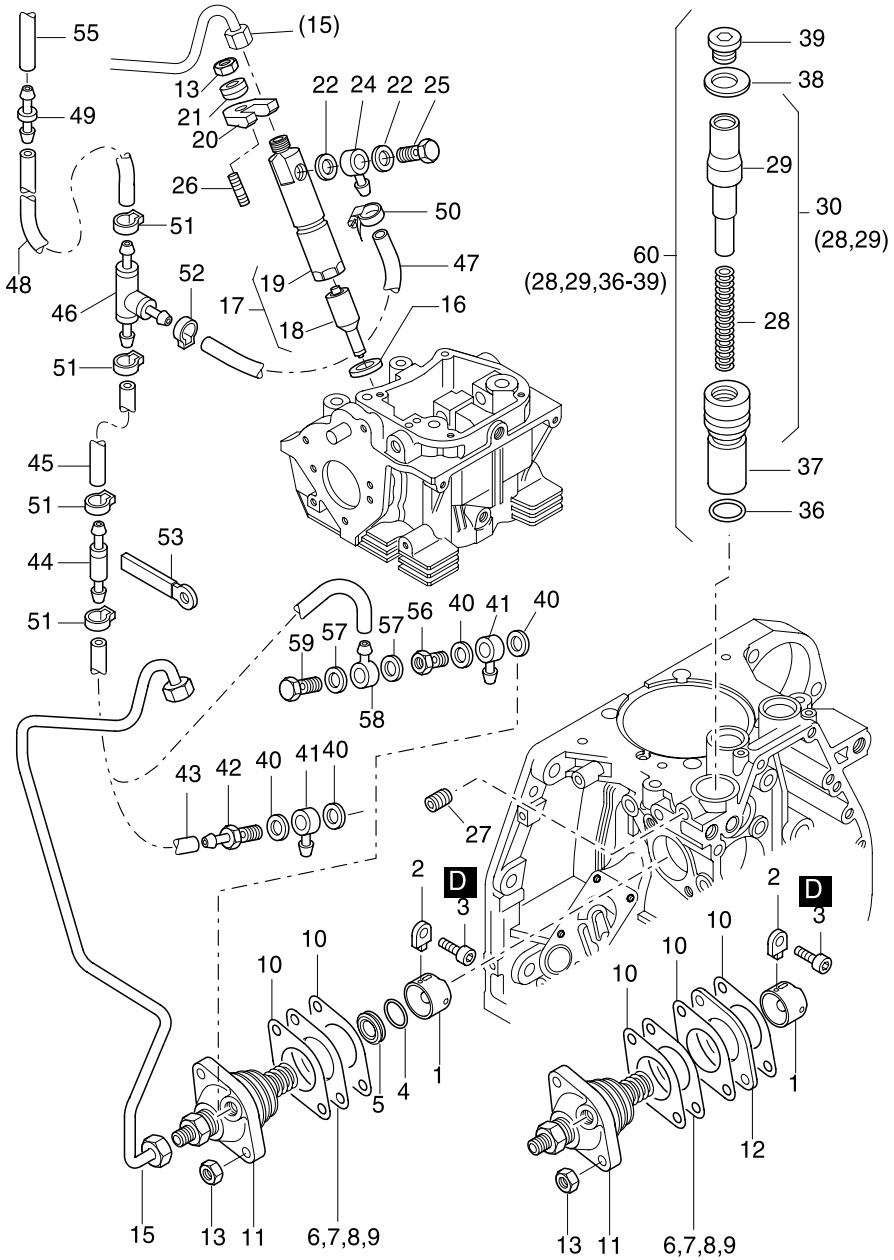

Fig.-No.	HATZ Ident-No.	Stück Qty. 1D41	1D50	1D81	1D90	P / W d / D	Bemerkungen Notes
47	03962100	1	1	1	1		3,5 x 2,5 - 160 mm
47	03899200	1	-	-	-		„C“, 3,5 x 2,5 - 270 mm
47	03902000	-	-	1	-		„C“, 3,5 x 2,5 - 390 mm
48	04089700	1	-	-	-		„C“, 5 x 2,5 - 530 mm
48	05029600	-	-	1	-		„C“, 5 x 850
49	50279600	1	-	1	-		„C“
50	50357200	1	-	1	-		„C“, 7 - 11
51	50399801	4	-	4	-		„C“
52	50399900	1	-	1	-		„C“
53	05001200	1	1	-	-		
54	- - - - - - -	-	-	-	-		
55	- - - - - - -	-	-	-	-		
56	03407700	1	-	-	-		„C“
57	50000900	2	-	-	-		„C“ A 8 x 11,5 DIN 7603-Cu
58	50015700	1	-	-	-		„C“ NW3
59	50006100	1	-	-	-		„C“ 4-5-3 DIN 7643
60	01498902	0...1	0...1	0...1	0...1		
60	01499001	0...1	0...1	0...1	0...1		“T”

M 26

Luftführung - S, Z
Air duction - S, Z
Carter ventilation - S, Z
Conducción de aire - S, Z
Carter ventilatore - S, Z

Tafel Nr.
Tabl. No.
Tavola N.

15

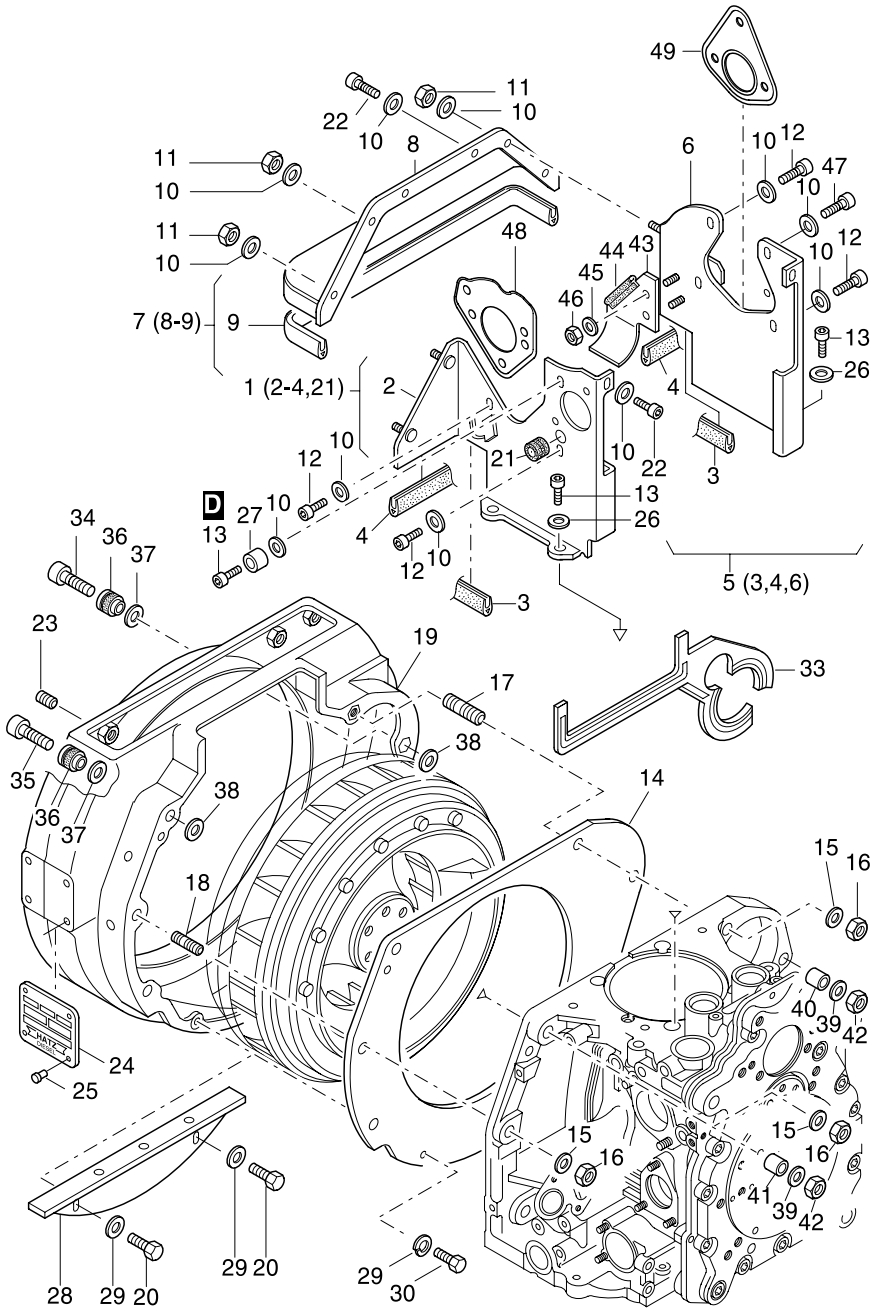

Fig.- No.	HATZ Ident-No.	Stück Qty. 1D41	1D50	1D81	1D90	P / W d / D	Bemerkungen Notes	
1	01260911	1	1	-	-			
1	01246221	-	-	1	1			
2	- - - - - - -	-	-	-	-			
3	04030901	2	2	-	-		29 mm	
3	04007601	-	-	2	2		35 mm	
4	04030801	2	2	-	-		44 mm	
4	04007720	-	-	2	2		76 mm	
5	01261001	1	-	-	-			
5	01344800	-	1	-	-			
5	01246411	-	-	1	1			
6	- - - - - - -	-	-	-	-			
7	01261101	1	-	-	-			
7	01344700	-	1	-	-			
7	01246600	-	-	1	1			
8	- - - - - - -	-	-	-	-			
9	04146500	1	1	-	-		304 mm	
9	04007901	-	-	1	1		406 mm	
10	50144500	19	19	15	15		6,4	DIN 125-St A3C
11	50144400	4	4	4	4		M 6	DIN 934-8 A3C
12	50384200	5	5	7	7		M 6 x 12	DIN 912-8.8 A3C Tuf
13	50170700	5	5	-	-		M 6 x 16	DIN 912-8.8 A3C
13	50206300	-	-	4	4		M 8 x 18	DIN 912-8.8 A3C
14	04136501	-	1	-	-		1D50 S,Z	
14	04008500	-	-	1	1		S,Z,C s. Taf. 28 - Pos. 18	
15	50093700	-	2	6	6		13	DIN 125-St A3C
16	50093600	-	2	6	6		M 12	DIN 934-8-13 A3C
17	50475000	-	2	2	2		M 12 x 40	DIN 835-8.8 A3C
18	50474900	-	-	4	4		M 12 x 35	DIN 835-8.8 A3C
19	01282310	1	-	-	-		E-Start, el. starter, demarreur el., arancador el.	
19	01282101	1	-	-	-		Handstart, demarr. man.	
19	01688900	1	-	-	-		SAE 6, s.Taf., Tabl. 32 - Pos. 9	
19	01689000	-	1	-	-		SAE 5, s.Taf., Tabl. 32 - Pos. 9	
19	01689100	-	-	1	1		SAE 5, s.Taf., Tabl. 32 - Pos. 9	
20	50333500	-	-	2	-		M 6 x 8	DIN 933-8.8 A3C
21	50334800	1	1	1	1			
22	50170700	4	4	4	4		M 6 x 16	DIN 912-8.8 A3C

M 26

Luftführung - S, Z
Air duction - S, Z
Carter ventilation - S, Z
Conducción de aire - S, Z
Carter ventilatore - S, Z

Tafel Nr.
Tabl. No.
Tavola N.

15

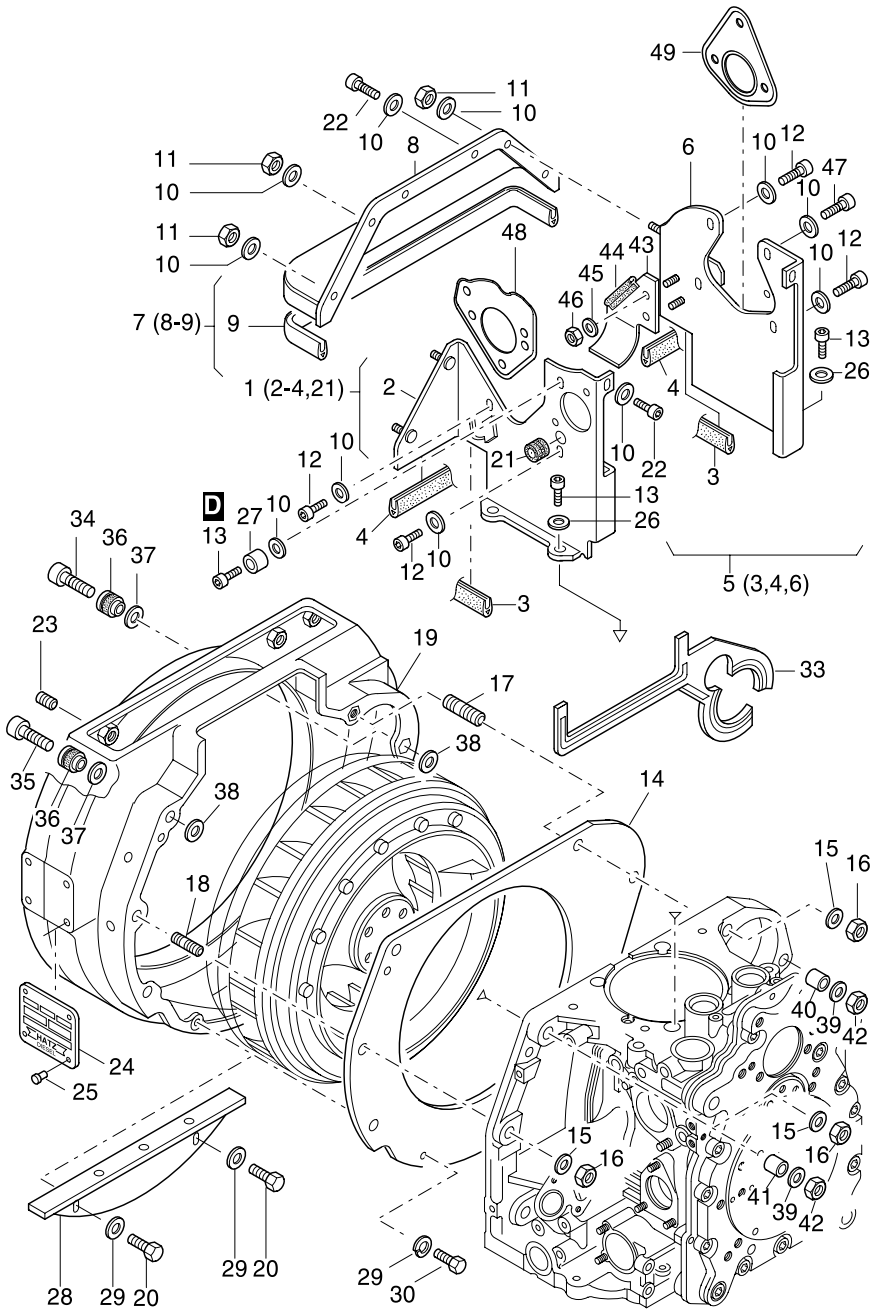

Fig.-No.	HATZ Ident-No.	Stück Qty. 1D41	1D50	1D81	1D90	P / W d / D	Bemerkungen Notes	
23	50226000	2	4	4	4		M 8 x 6	DIN 913-45H
24	- - - - - - -	-	-	-	-			
25	40002500	4	4	4	4			
26	50144500	4	4	-	-		6,4	DIN 125-St A3C
27	03936400	1	1	-	-		6,2 x 8 x 5,5	
28	04080410	-	-	1	-			
29	50170900	-	-	4	4		„S-Z“, 6,4	DIN 128-St A3C
30	50177100	-	-	2	2		„S-Z“, M 6 x 16	DIN 933-8.8 A3C
31	- - - - - - -	-	-	-	-			
32	- - - - - - -	-	-	-	-			
33	04058600	1	-	-	-			
34	50288800	3	-	-	-		M 8 x 55	DIN 912-8.8 A3C
35	50392900	2	-	-	-		M 8 x 50	DIN 912-8.8 A3C
36	01332900	5	-	-	-			
37	04064700	5	-	-	-			
38	04054300	5	-	-	-		8,4 x 21 x 3	
39	04065100	8	-	-	-		9,1 x 20 x 2,1	
40	04056500	2	-	-	-		8,4 x 12,8	
41	04054410	3	-	-	-		8,4 x 10,8	
42	50148000	5	-	-	-		M 8	DIN 934-8 A3C
43	04078400	-	1	-	-			
44	04070400	-	1	-	-		60 mm	
45	50120000	-	2	-	-		A 6,4	DIN 9021-St A3C
46	50328300	-	2	-	-		VM 6	DIN 980-8 A3C
47	50384200	1	1	-	-		M 6 x 12	DIN 912-8.8 A3C Tuf
48	04125700	-	-	1	1			
49	04125600	-	-	1	1			

M 26

Luftführung - C
Air duction - C
Carter ventilation - C
Conducción de aire - C
Carter ventilatore - C

Tafel Nr.
Tabl. No.
Tavola N.

16

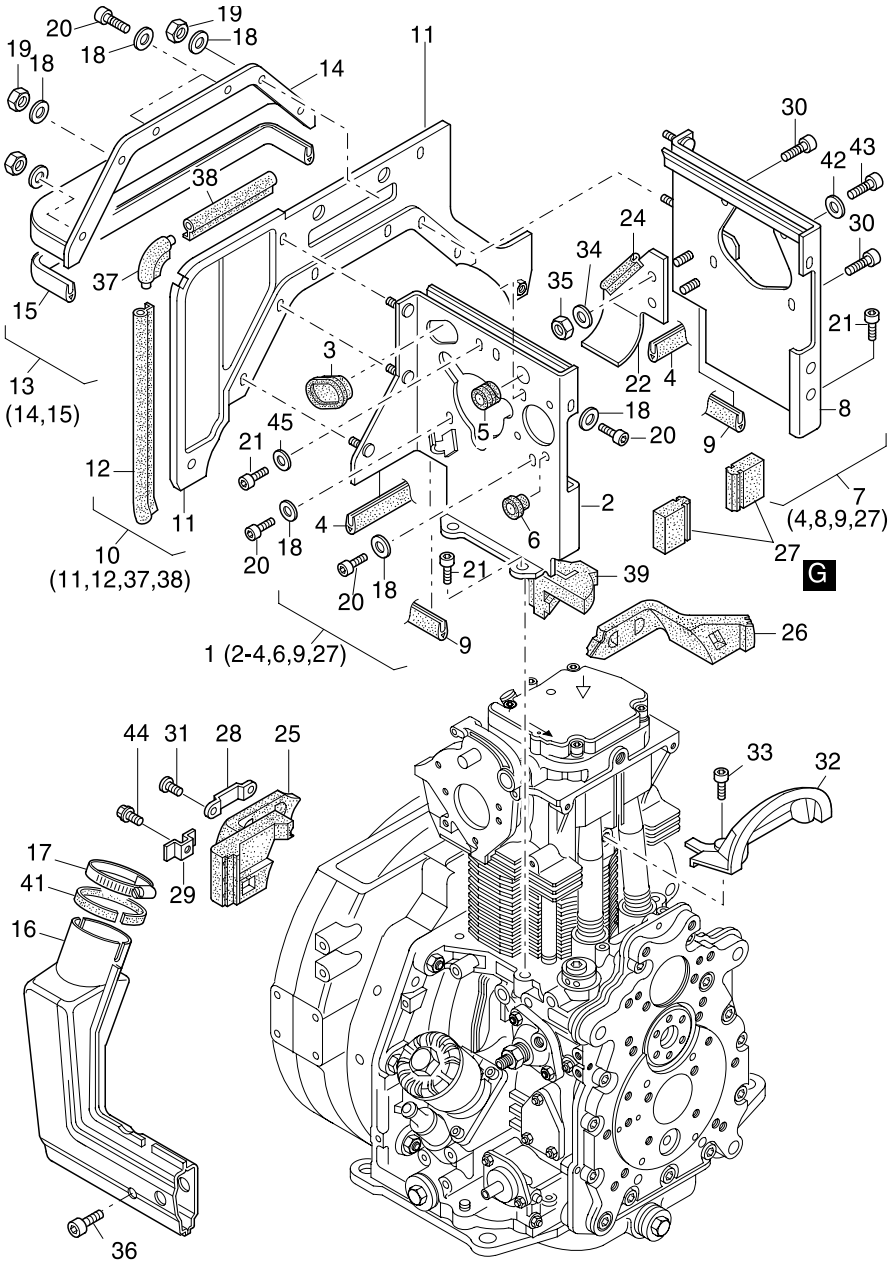

Fig.-No.	HATZ Ident-No.	Stück Qty. 1D41C	1D81C	P / W d / D	Bemerkungen Notes
1	01290800	1	-		
1	01279011	-	1		
2	- - - - - - -	-	-		
3	04078600	1	-		
3	04055300	-	1		
4	04030801	2	-		
4	04007720	-	2		76 mm
5	04055401	-	1		
6	50334800	1	1		
7	01290700	1	-		
7	01278920	-	1		
8	- - - - - - -	-	-		
9	04030901	2	-		29 mm
9	04007601	-	2		35 mm
10	01290600	1	-		
10	01278710	-	1		
11	- - - - - - -	-	-		
12	04066900	1	1		228 mm
13	01290400	1	-		
13	01277301	-	1		
14	- - - - - - -	-	-		
15	04031001	1	-		308 mm
15	04007901	-	1		406 mm
16	01307600	1	-		
16	01274502	-	1		
17	40071500	1	-		32 - 50
17	50339900	-	1		40 / 60
18	50144500	13	13		6,4 DIN 125-St A3C
19	50144400	4	4		M 6 DIN 934-8 A3C
20	50384200	7	7		M 6 x 12 DIN 912-8.8 A3C Tuf
21	50206300	-	5		M 8 x 18 DIN 912-8.8 A3C
22	01309800	1	-		
22	01268010	-	1		
23	- - - - - - -	-	-		
24	04085500	1	-		65 mm
24	04038800	-	1		94 mm
25	04075500	1	-		
25	04045010	-	1		

M 26

Luftführung - C
Air duction - C
Carter ventilation - C
Conducción de aire - C
Carter ventilatore - C

Tafel Nr.
Tabl. No.
Tavola N.

16

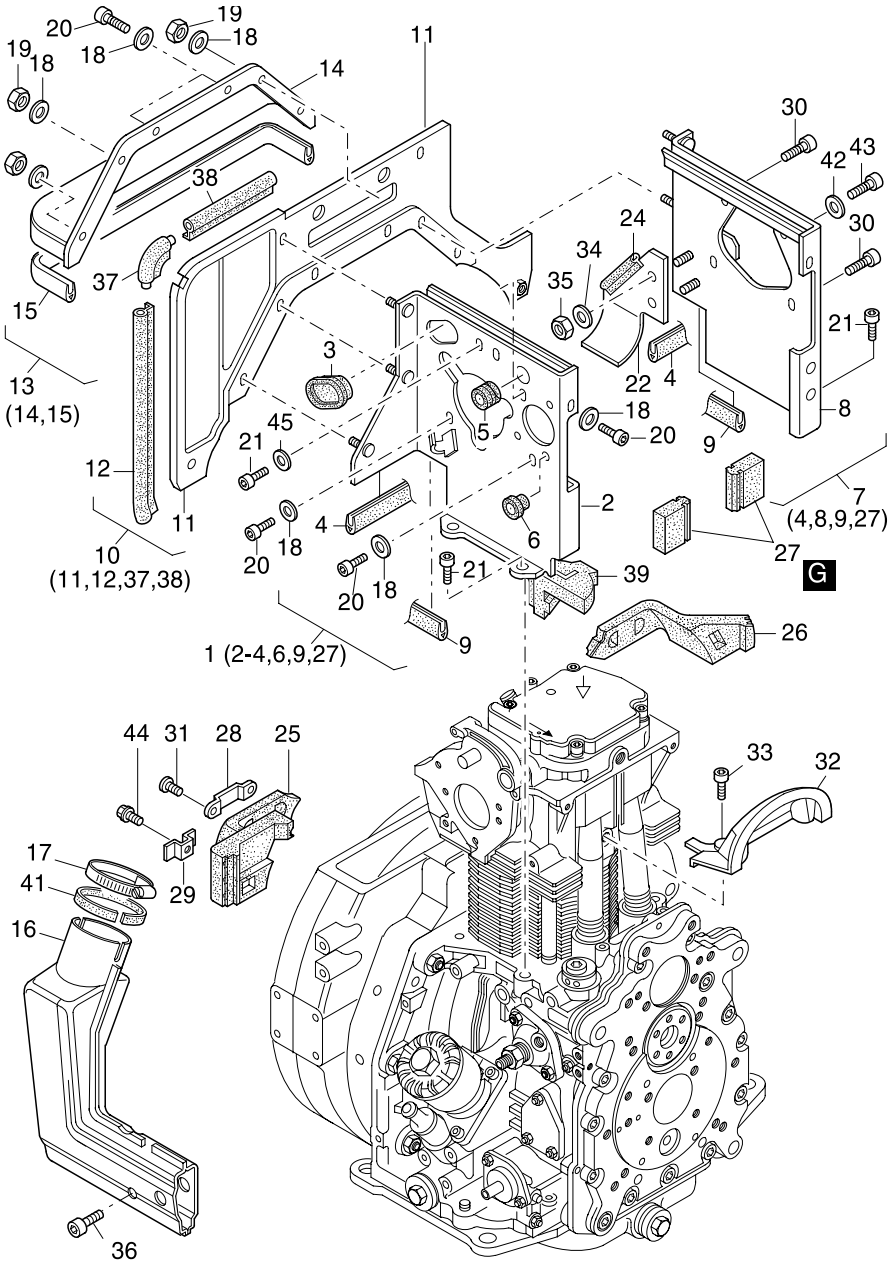

Fig.-No.	HATZ Ident-No.	Stück Qty. 1D41C	1D81C	P / W d / D	Bemerkungen Notes
26	04075400	1	-		
26	04044610	-	1		
27	04045900	-	2		
28	04044900	-	2		f. Taf., Tab. 15 - Pos. 19
28	04090300	-	2		f. Taf., Tab. 32 - Pos. 9
29	04075600	4	-		
29	04044800	-	2		
30	50335600	-	4		M 6 x 16 KZ1
31	04044700	-	4		M 8 x 16 f. Taf., Tab. 15-Pos.19
31	50335600	-	4		f. Taf., Tab. 32 - Pos. 9
32	01272100	-	1		
33	50335600	-	2		M 6 x 16 KZ1
34	50120000	2	2		A 6,4 DIN 9021-St A3C
35	50328300	2	2		VM 6 DIN 980-8 A3C
36	50170600	1	1		M 6 x 20 DIN 912-8.8 A3C
37	04066400	1	1		
38	04074900	1	-		90 mm
38	04066700	-	1		104 mm
39	04079600	1	-		
41	04089100	1	-		13 x 1 x 148
41	04089200	-	1		13 x 1 x 167
42	50170900	1	-		6 DIN 128-A3C
43	50384200	1	-		M 6 x 12 DIN 912-8.8 Tuf.
44	50289200	4	2		M 6 x 12 KZ1
45	50148100	-	1		8,4 DIN 125-St A3C

M 31 Entlüftung / Breather / Purge d'air / Purga de aire / Sfiatatóio

M 32 Drehzahlverstellung / Speed control / Réglage régime / Ajuste de revoluc. / Regolatore di giri

Tafel Nr. / Tabl. No. / Tavola N.

17

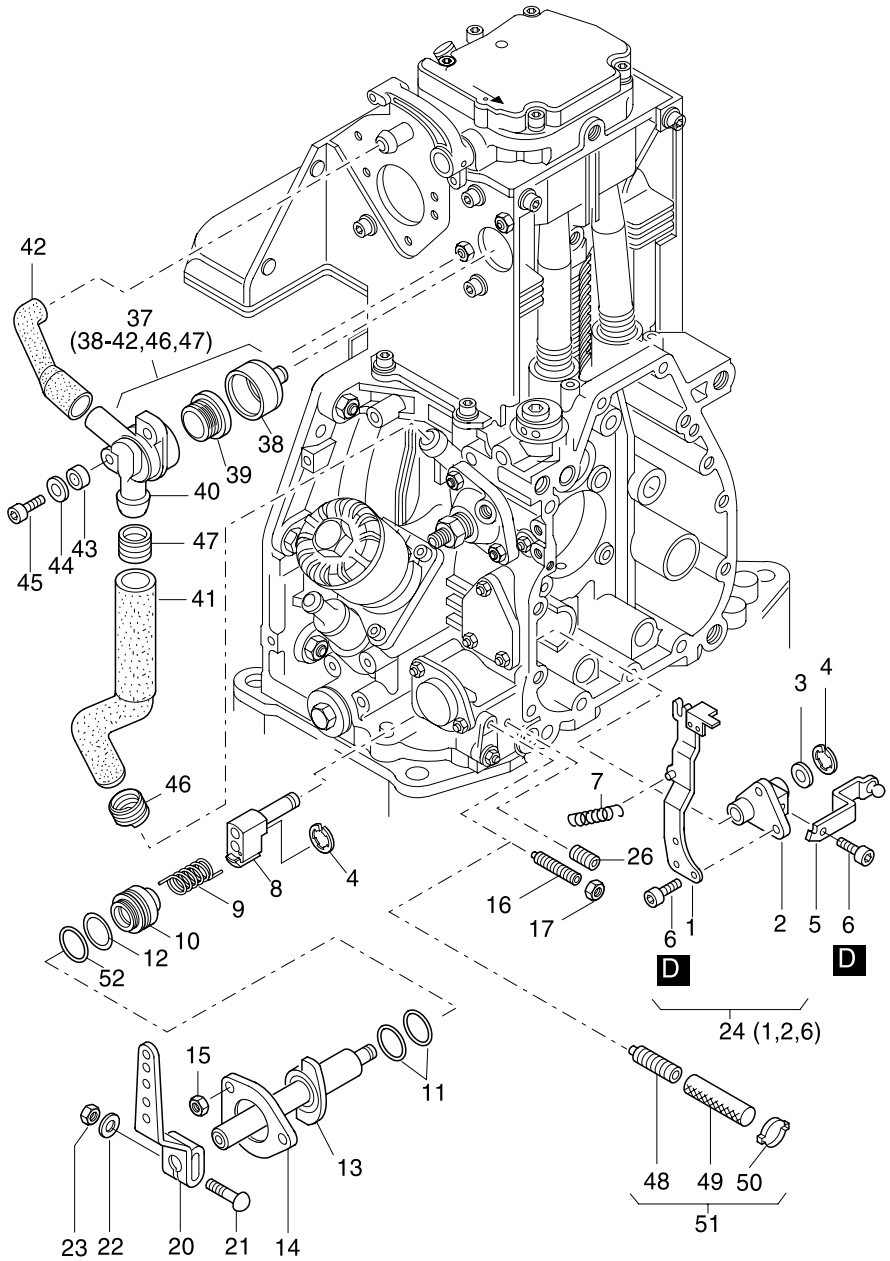

Fig.-No.	HATZ Ident-No.	Stück Qty. 1D41	1D50	1D81	1D90	P / W d / D	Bemerkungen Notes	
1	- - - - - - -	-	-	-	-			
2	- - - - - - -	-	-	-	-			
3	04000100	1	1	1	1			
4	50266100	2	2	2	2		6	DIN 6799
5	04037500	1	1	1	1			
6	50328701	4	4	4	4		M 5 x 8	DIN 912-8.8 Tuf.
7	04000200	1	1	1	1			
8	01242810	1	1	1	1			
9	03799010	1	1	1	1			
10	04052710	1	1	1	1			
11	50412900	2	2	2	2	D2	18 x 2	
12	50129900	1	1	1	1	D1	32 x 2,5	
13	01279221	1	1	1	1			
13	01302921	1	-	1	-		„C“	
14	03799210	1	1	1	1			
15	50328300	3	3	3	3		VM 6	DIN 980-8 A3C
16	50507800	2	2	2	2		M 6 x 45	
17	50144400	2	2	2	2		M 6	DIN 934-8 A3C
20	03888300	1	1	1	1			
21	03927300	1	1	1	1		M 6 x 32	
22	50144500	1	1	1	1		6,4	DIN 125-St A3C
23	50144400	1	1	1	1		M 6	DIN 934-8 A3C
24	01246803	1	1	1	1			
25	- - - - - - -	-	-	-	-			
26	50403500	1	1	1	1		M 8 x 20	DIN 914-45H

M 31 Entlüftung / Breather / Purge d'air / Purga de aire / Sfiatatóio

M 32 Drehzahlverstellung / Speed control / Réglage régime / Ajuste de revoluc. / Regolatore di giri

Tafel Nr. / Tabl. No. / Tavola N. **17**

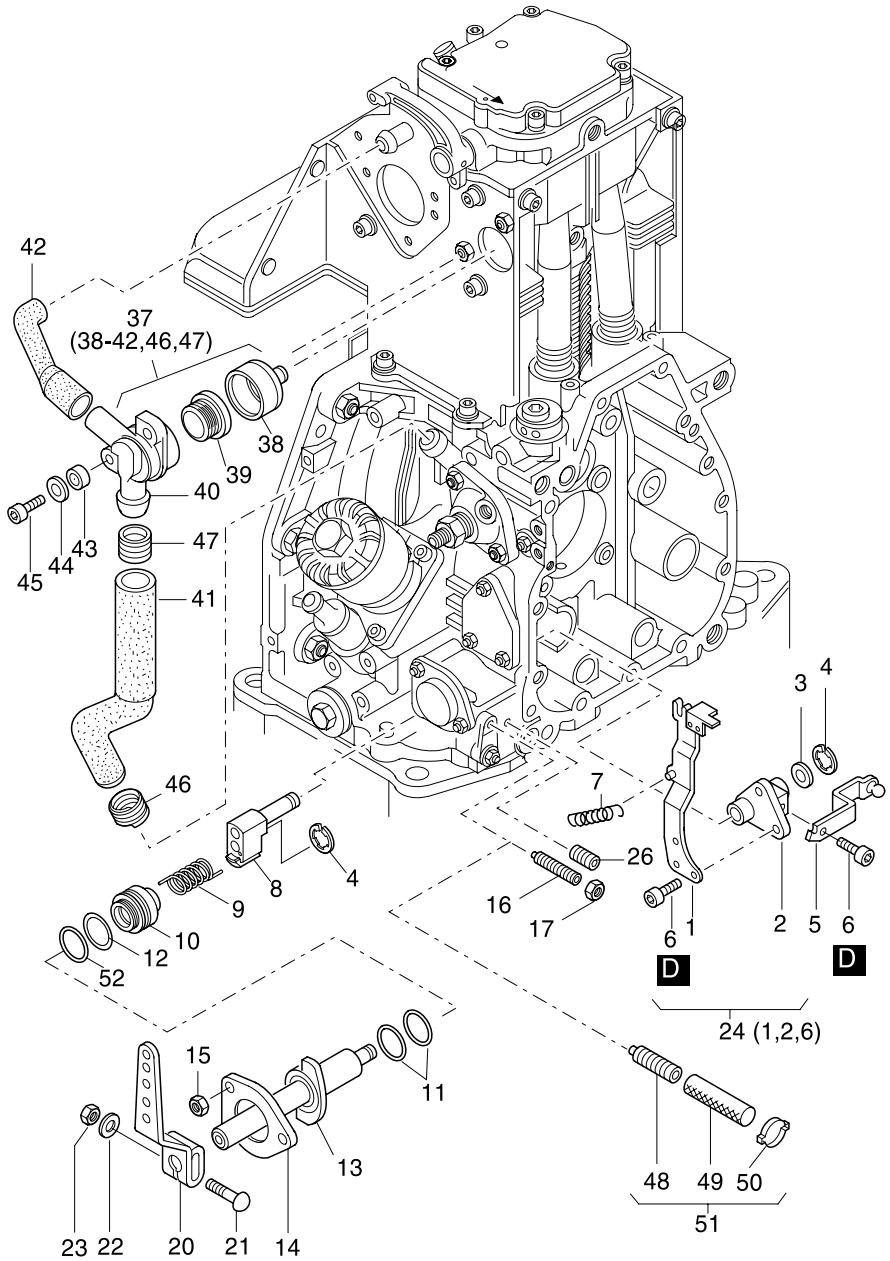

Fig.-No.	HATZ Ident-No.	Stück Qty. 1D41	1D50	1D81	1D90	P / W d / D	Bemerkungen Notes	
37	01308101	1	1	-	-			
37	01317000	-	-	1	1			
38	04080300	1	1	1	1			
39	03568700	1	1	1	1			
40	- - - - - - -	-	-	-	-			
41	04083800	1	1	-	-			
41	04074700	-	-	1	1			
42	04074800	1	1	1	1			
43	04080500	2	2	2	2		7 x 8 x 8	
44	50081200	2	2	2	2		A 6	DIN 137 A3C
45	50170700	2	2	2	2		M 6 x 16	DIN 912-8.8 A3C
46	04090500	1	1	1	1			
47	04122300	1	1	-	-			
48	50405301	1	-	1	-		„C“ M 6 x 45 DIN 915 Tuf.	
49	05037900	1	-	-	-		„C“ 7 x 12 x 90	
49	05038000	-	-	1	-		„C“ 7 x 12 x 120	
50	50388300	1	-	1	-		11 - 13	
51	01474000	1	-	-	-		„C“	
51	01475600	-	-	1	-		„C“	
52	50453600	1	1	1	1		32 x 45 x 2,5 A3C DIN 988	

M 35

Kapsel - C
Capsule - C
Capsule - C
Cápsula - C
Cofanature silenziata - C

Tafel Nr.
Tabl. No.
Tavola N.

18

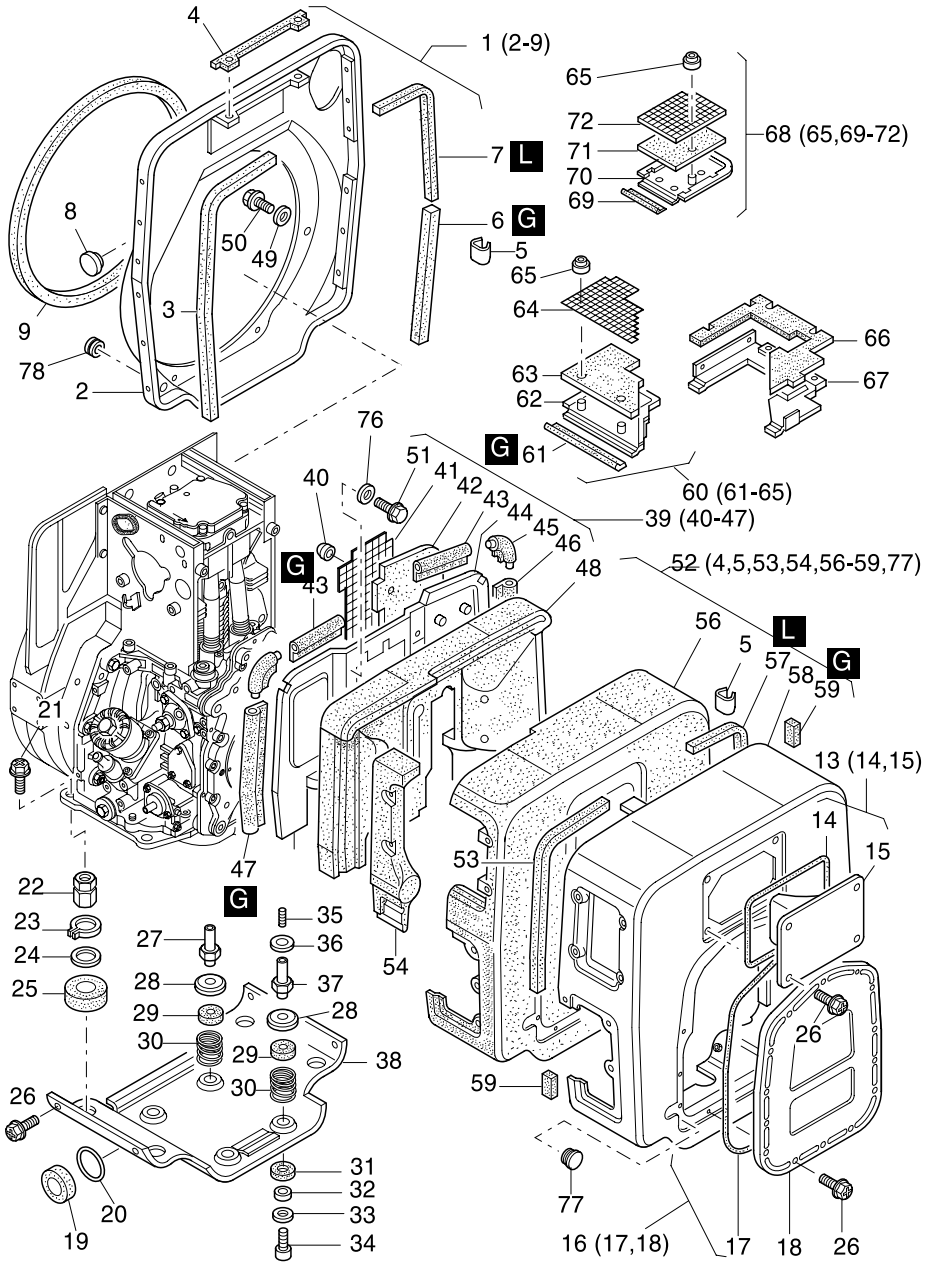

Fig.- No.	HATZ Ident-No.	Stück Qty. 1D41C	1D81C	P / W d / D	Bemerkungen Notes
1	01289100	1	-		
1	01276310	-	1		
2	- - - - - - -	-	-		
3	04080600	1	-		8 x 8 x 530 mm Silikon
3	04086100	-	1		640 mm
4	04073800	2	2		
5	04084100	8	8		
6	04086000	-	1		160 mm
7	04081000	1	-		8 x 8 x 530 mm
7	04073500	-	1		420 mm
8	50395500	1	1		17,3
9	04049500	1	1		1230 mm
10	- - - - - - -	-	-		
11	- - - - - - -	-	-		
12	- - - - - - -	-	-		
13	01289500	1	-		
13	01276600	-	1		
14	04049100	1	1		
15	- - - - - - -	-	-		
16	01289401	1	-		
16	01276700	-	1		
16	01474401	1	-		Handstart, demarr. man.
16	01464200	-	1		Handstart, demarr. man.
17	04080900	1	-		
17	04049000	-	1		
18	- - - - - - -	-	-		
19	03755300	1	-		46/16
19	03579500	-	1		46/22
20	03592301	1	1		26,1 x 38 x 1
21	50386600	4	4		
22	03993700	4	4		
23	50020400	4	4		A 24 x 1,2 DIN 471
24	03592301	4	4		26,1 x 38 x 1
25	03755300	4	4		
26	50289200	24	26		M 6 x 12 KZ1-8.8 A3D

M 35

Kapsel - C
Capsule - C
Capsule - C
Cápsula - C
Cofanature silenziata - C

Tafel Nr.
Tabl. No.
Tavola N.

18

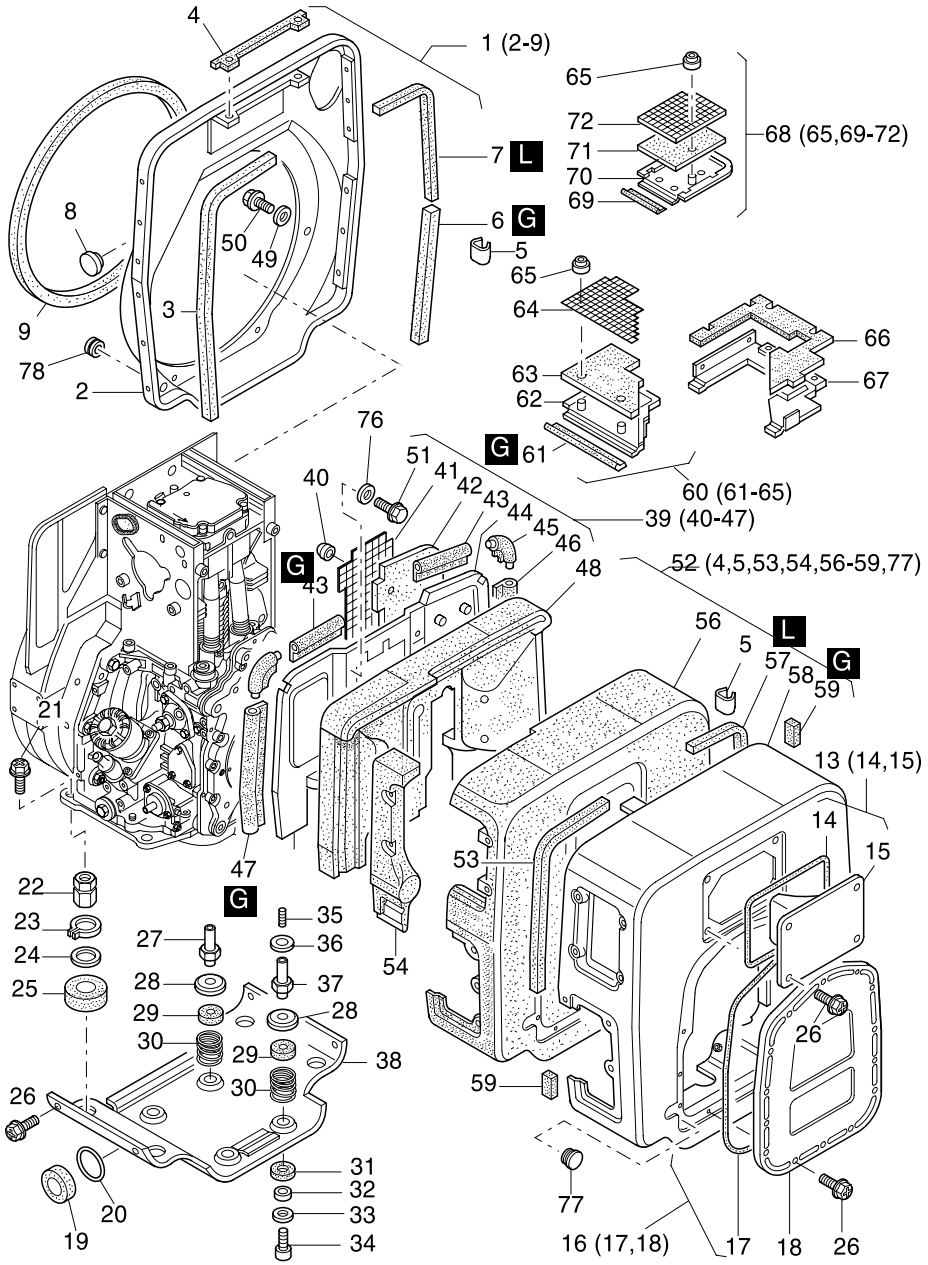

Fig.-No.	HATZ Ident-No.	Stück Qty. 1D41C	1D81C	P / W d / D	Bemerkungen Notes	
27	04077400	2	-			
27	04047510	-	2			
28	04042100	4	4			
29	04041900	4	4			
30	04042200	4	4			
31	04041800	4	4			
32	04041700	4	4		7 x 12 x 11	
33	04042000	4	4		6,5 x 22,5 x 1	
34	50170600	4	4		M 6 x 20	DIN 912-8.8 A3C
35	50139200	2	2		M 6 x 16	DIN 939-8.8
36	50144500	4	4		6,4	DIN 125-St
37	04077400	2	-			
37	04041610	-	2			
38	01303700	1	-			
38	01270510	-	1			
39	01306300	1	-			
39	01274820	-	1			
40	50388500	4	4		4,5	
41	04078100	1	-			
41	04066600	-	1			
42	04078000	1	-			
42	04046710	-	1			
43	04074900	2	-		100 mm	
43	04066700	-	2		104 mm	
44	- - - - - - -	-	-			
45	04066400	2	2			
46	04075000	1	-		180 mm	
46	04066900	-	1		228 mm	
47	04066900	1	-		228 mm	
47	04067000	-	1		280 mm	
48	01306500	1	-			
48	01279420	-	1			
49	50144500	6	6		6,4	DIN 125-St A3C
50	50274800	6	6		M 6 x 6	DIN 933-8.8 A3C
51	50335600	2	-		M 6 x 16	KZ1
51	50050700	-	2		M 6 x 16	DIN 912-8.8

M 35

Kapsel - C
Capsule - C
Capsule - C
Cápsula - C
Cofanature silenziata - C

Tafel Nr.
Tabl. No.
Tavola N.

18

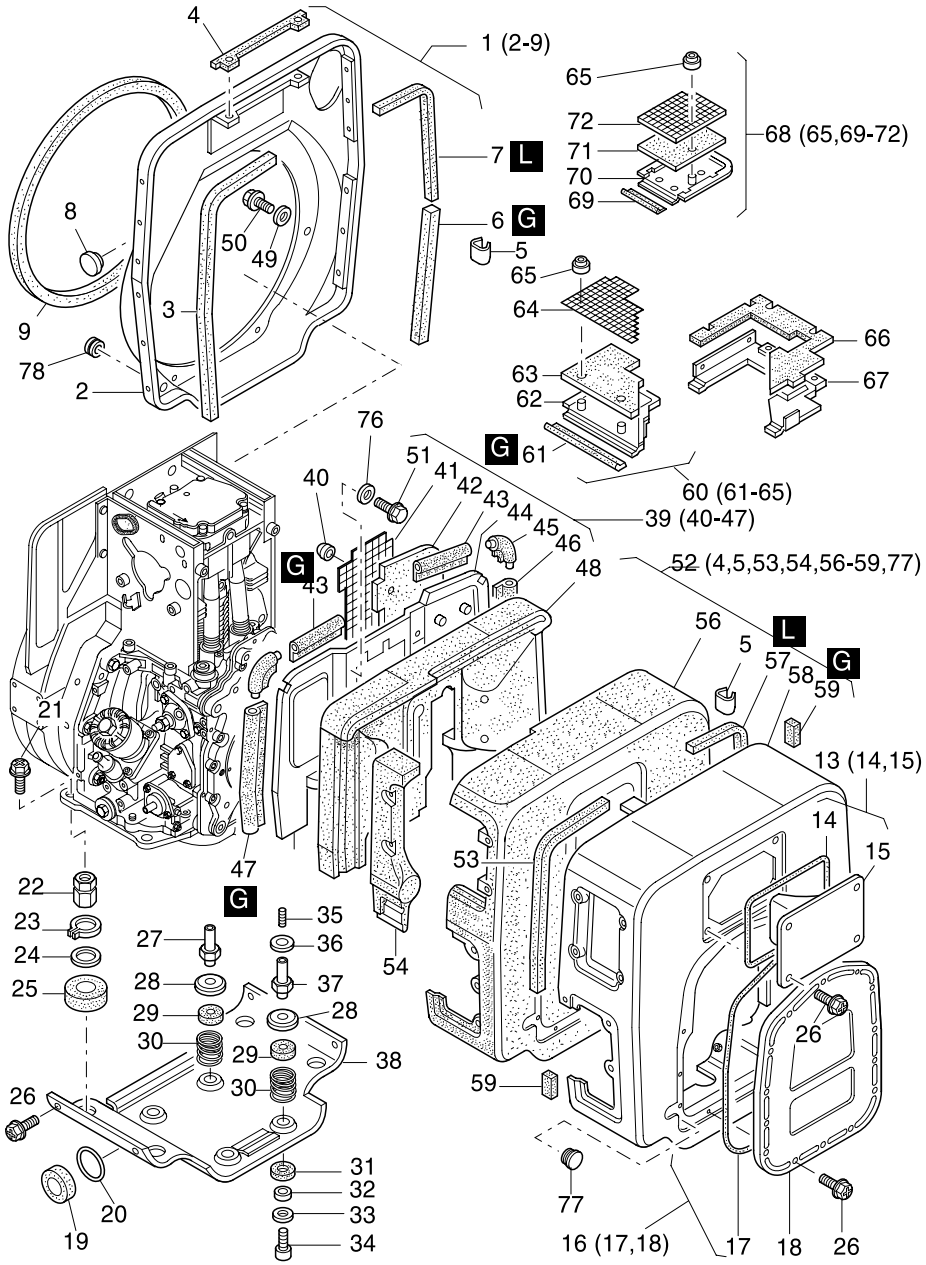

Fig.-No.	HATZ Ident-No.	Stück Qty. 1D41C	1D81C	P / W d / D	Bemerkungen Notes
52	01289300	1	-		
52	01276520	-	1		
53	04081600	1	-		8 x 8 x 360 mm
53	04085800	-	1		8 x 8 x 410 mm
54	04047210	-	1		
56	01305300	1	-		
56	01272610	-	1		
57	04080700	1	-		8 x 8 x 360
57	04073500	-	1		420 mm
58	- - - - - - -	-	-		
59	04081700	2	-		8 x 8 x 25 mm
59	04085900	-	1		40 mm
60	01275011	-	1		
61	04049400	-	1		186 mm
62	- - - - - - -	-	-		
63	04082000	-	1		
64	04081900	-	1		
65	50388500	-	4		
66	04082100	-	1		
67	04081400	-	1		
68	01289200	1	-		
69	04083200	1	-		97 mm
70	- - - - - - -	-	-		
71	04082800	1	-		
72	04082700	1	-		
74	- - - - - - -	-	-		
75	- - - - - - -	-	-		
76	40027700	-	2		6
77	50160800	1	1		14 x 10,7 x 7,5
78	03565400	2	2		

M 35

Kapsel - C
Capsule - C
Capsule - C
Cápsula - C
Cofanature silenziata - C

Tafel Nr.
Tabl. No.
Tavola N.

19

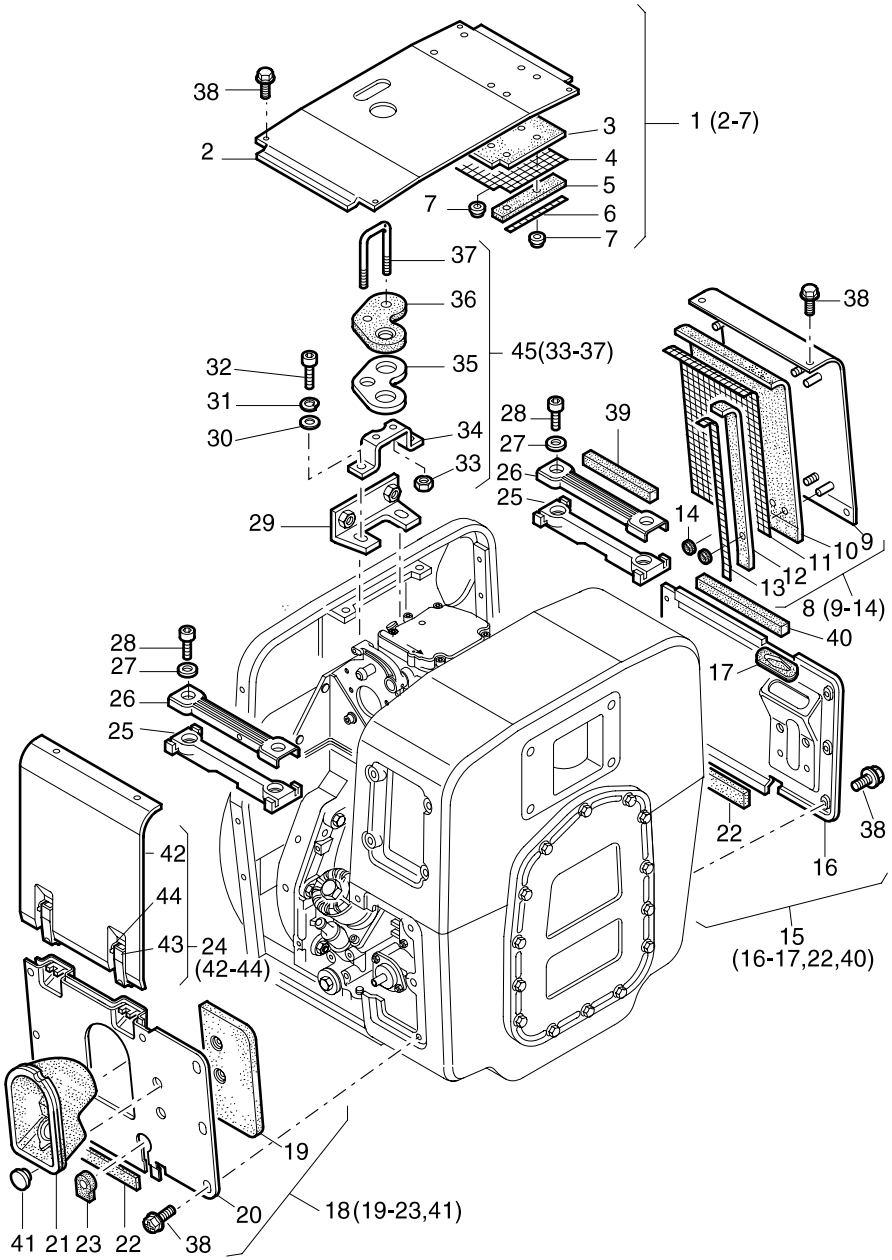

Fig.-No.	HATZ Ident-No.	Stück Qty. 1D41C	1D81C	P / W d / D	Bemerkungen Notes
1	01305500	1	-		
1	01274910	-	1		
2	- - - - - - -	-	-		
3	04076000	1	-		
3	04046810	-	1		
4	04076300	1	1		
4	04067600	-	1		
5	04076100	1	-		
5	04067700	-	1		
6	04076200	1	-		
6	04066000	-	1		
7	50388500	6	6		4,5
8	01305800	1	-		
8	01274710	-	1		
9	- - - - - - -	-	-		
10	04076600	1	-		
10	04046610	-	1		
11	04076800	1	-		
11	04067100	-	1		
12	04076700	1	-		
12	04065900	-	1		
13	04076900	1	1		
13	04065800	-	1		
14	50388500	6	6		4,5
15	01290000	1	-		
15	01277010	-	1		
16	- - - - - - -	-	-		
17	03993100	1	1		
18	01289800	1	-		
18	01276910	-	1		
19	04087600	1	-		
19	04074000	-	1		
20	- - - - - - -	-	-		
21	04076500	1	-		
21	04047010	-	1		
22	04086500	1	-		13 x 1 x 182 mm

M 35

Kapsel - C
Capsule - C
Capsule - C
Cápsula - C
Cofanature silenziata - C

Tafel Nr.
Tabl. No.
Tavola N.

19

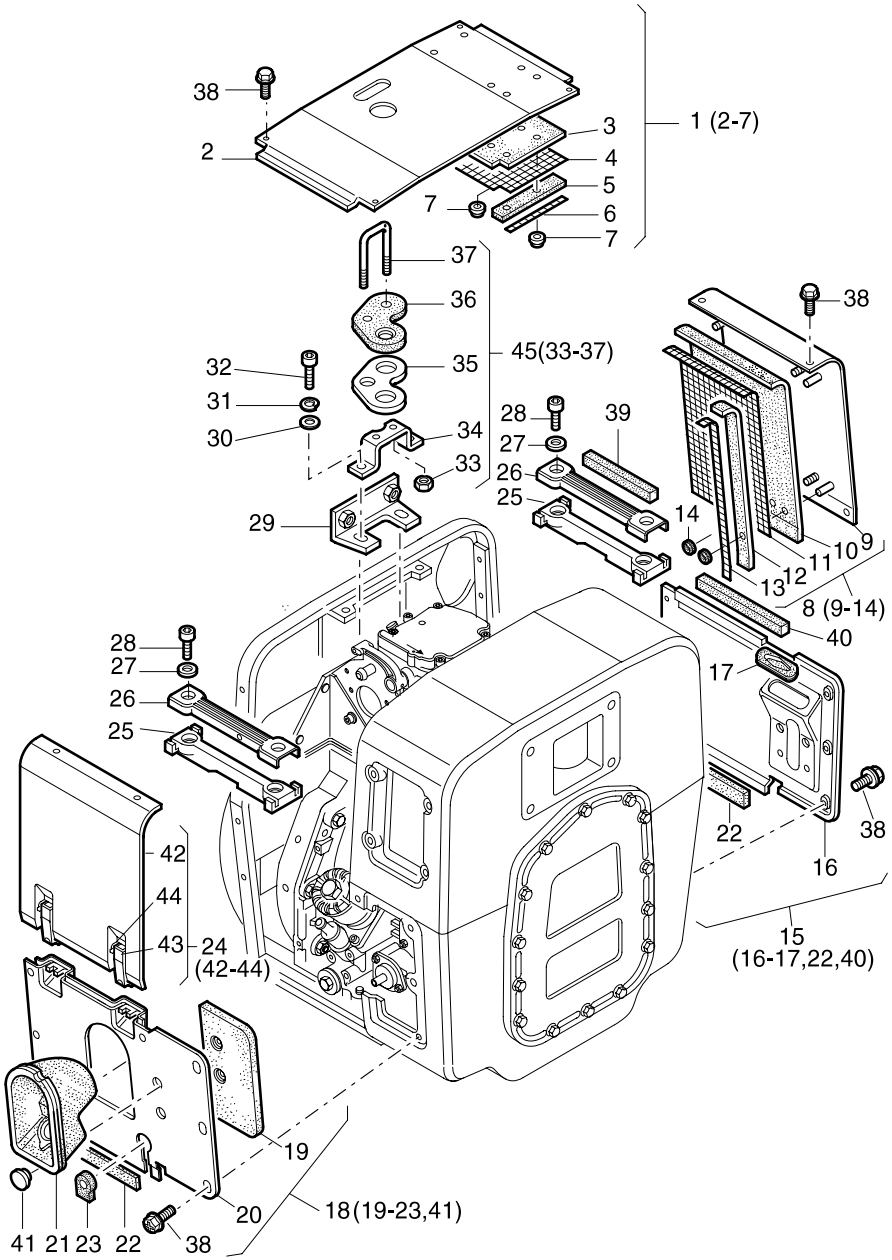

Fig.-No.	HATZ Ident-No.	Stück Qty. 1D41C	1D81C	P / W d / D	Bemerkungen Notes	
22	04049700	-	2		13 x 1 x 195 mm	
23	04084700	1	-			
23	04084600	-	1			
24	01289700	1	-			
24	01271010	-	1			
24	04084400	1	-		Dekompr.-Automatik	
24	04053510	-	1		Dekompr.-Automatik	
25	04077300	2	-			
25	04067900	-	2			
26	01306100	2	-			
26	01300400	-	2			
27	50081200	4	4		A 6	DIN 137
28	50133000	4	4		M 6 x 12	DIN 6912-8.8
29	01307800	1	-			
29	01282710	-	1			
30	50148100	2	2		8,4	DIN 125-St A3C
31	50347301	2	2		VHZ 8	
32	50175900	2	2		M 8 x 30	DIN 912-8.8 A3C
33	50328300	2	2		VM 6	DIN 980-8 A3C
34	04061210	1	-			
34	04043110	-	1			
35	- - - - - - -	-	-			
36	04061100	1	-			
36	04043400	-	1			
37	- - - - - - -	-	-			
38	50289200	26	26		M 6 x 12	KZ 1
39	04077200	1	-		8 x 8 x 122	
39	04073700	-	1		8 x 8 x 134	
40	04080000	1	-		8 x 8 x 160	
40	04073600	-	1		170 mm	
41	50395500	2	2		PHT 17, 6/20	
42	- - - - - - -	-	-			
43	50393200	2	2			
44	50396100	4	4		2,5 x 8	DIN 660-St
45	01290501	1	-			
45	01462602	-	1			

A 01

Kraftstoffbehälter, Filter, Leitungen
Fuel tank, filter, pipes
Reservoir à carburant, filtre, conduites
Depósito combustible, filtro, tuberia
Serbatoio combustibile

Tafel Nr.
Tabl. No.
Tavola N.

20

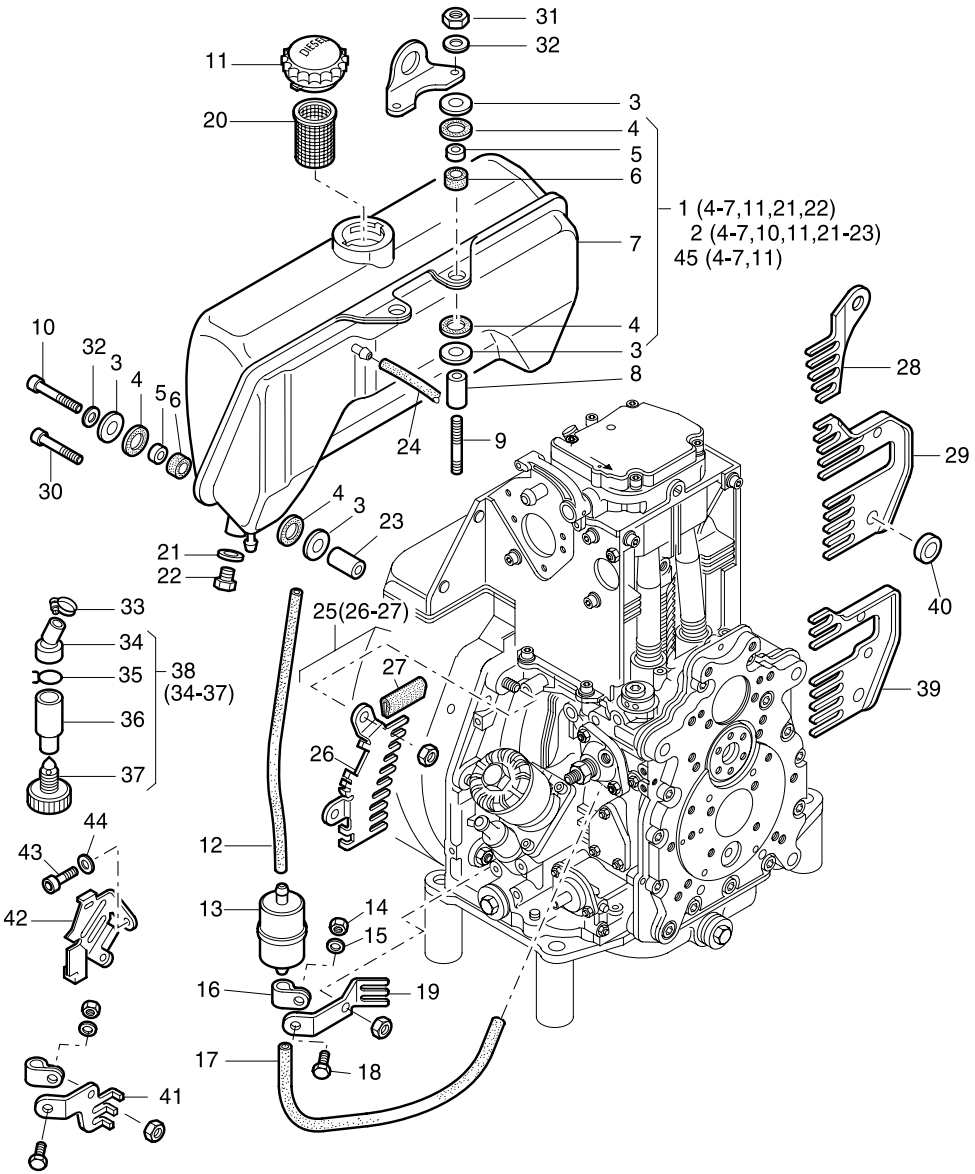

Fig.-No.	HATZ Ident-No.	Stück Qty. 1D41	1D50	1D81	1D90	P / W d / D	Bemerkungen Notes	
1	01535000	1	1	-	-		5 l	
2	01661400	-	1	-	-		7 l	
2	01494200	-	-	1	1		7 l	
3	05097600	8	8	12	12		8,5 - 27	
4	03981802	8	8	12	12		17 - 25	
5	03981701	4	4	6	6		8,4 x 13 x 7,5	
6	03981900	4	4	6	6			
7	- - - - - - -	-	-	-	-			
8	03981500	2	0...2	-	-		9 x 18 x 49	
8	05163500	-	0...2	-	-		8,5 x 18 x 61 (7 l SAE 5)	
8	03989800	-	-	2	2		8,5 x 20 x 49	
9	50377001	0...2	0...2	2	2		M 8 x 75	DIN 835-10.9 A3C
9	50065100	0...2	0...2	-	-		M 8 x 85	DIN 835-8.8 A3C
10	50171600	2	2	-	-		M 8 x 65	DIN 912-8.8 A3C
10	50177500	-	-	4	4		M 8 x 40	DIN 912-8.8 A3C
11	40032701	1	0...1	-	-	P1	B 40 f. Tank 5l	
11	50385801	-	0...1	1	1	P1	DT 60 f. Tank 7l + 10l	
12	03493300	1	1	-	-		7 x 145	
12	03801200	-	-	1	1		7 x 220	
13	50478800	1	1	1	1	W2		
14	50144400	1	1	1	1		M 6	DIN 934-8
15	50144500	1	1	1	1		6,4	DIN 125-St A3C
16	03165500	1	1	1	1			
17	03674300	0...1	0...1	-	-		7 x 305 mm	
17	03493600	0...1	0...1	1	1		7 x 330 mm	
18	50165500	1	1	1	1		M 6 x 12	DIN 933-8.8 A3C
19	05031900	-	-	1	1			
20	40037800	1	0...1	-	-		f. Tank 5l	
20	50387300	-	0...1	1	1		f. Tank 7l + 10l	
21	50001000	1	1	1	1		A 10 x 16	DIN 7603-Cu
22	05126000	1	1	1	1		M 10 x 12	
23	03981600	2	2	-	-		9 x 18 x 38	
23	05029200	-	-	4	4		9 x18 x 8 f. Taf., Tabl. 32-Pos.9	
24	03663800	1	1	-	-		5 x 40 mm	
24	03663700	-	-	1	1		5 x 50 mm	
25	01490300	-	-	1	1			
26	- - - - - - -	-	-	-	-			
27	04030901	-	-	1	1		29 mm	

A 01

Kraftstoffbehälter, Filter, Leitungen
Fuel tank, filter, pipes
Reservoir à carburant, filtre, conduites
Depósito combustible, filtro, tuberia
Serbatoio combustibile

Tafel Nr.
Tabl. No.
Tavola N.

20

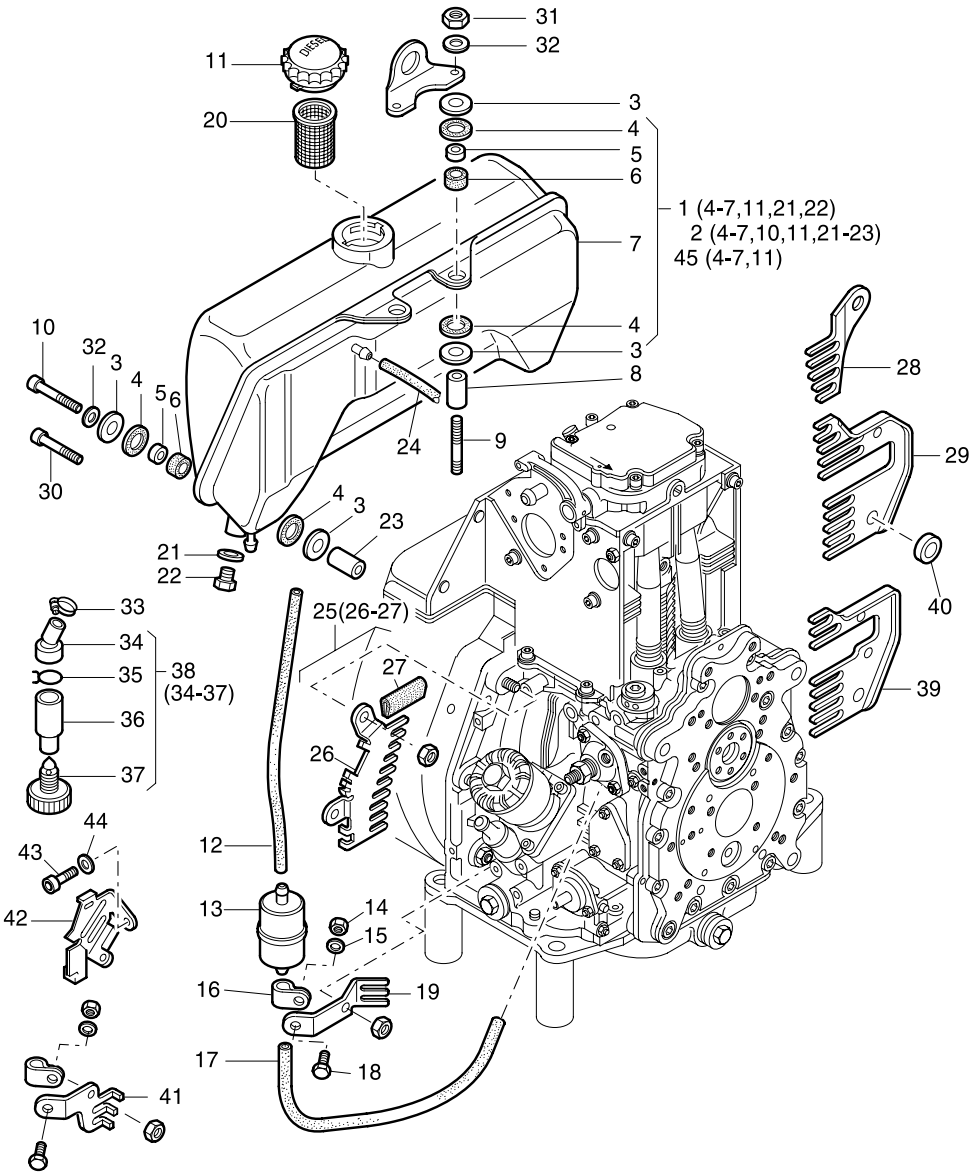

Fig.-No.	HATZ Ident-No.	Stück Qty. 1D41	1D50	1D81	1D90	P / W d / D	Bemerkungen Notes	
28	05069600	-	-	1	1			
29	01528900	-	-	1	1			
30	50183000	-	-	0...4	0...4		M 8 x 35	DIN 912-8.8 A3C
31	50148000	2	2	2	2		M 8	DIN 934-8 A3C
32	50208500	4	4	6	6		8	DIN 128-St A3C
33	50448000	1	1	1	1			
34	05044001	1	1	1	1			
35	05036900	1	1	1	1		25 mm	
36	05043900	1	1	1	1			
37	50414800	1	1	1	1		M 10	
38	01519401	1	1	1	1			
39	01529000	1	1	-	-			
40	04065100	1	1	-	-		9,1 x 20 x 2,1	
41	05036600	1	1	-	-			
42	05036701	1	1	-	-			
43	50139000	1	1	-	-		M 6 x 10	DIN 912-8.8 A3C
44	50081200	1	1	-	-		A 6	DIN 137 A3C
45	01585100	-	-	1	1		10 l	

A 01

Förderpumpe
Fuel feed pump
Pompe alimentation
Bomba alimentacion
Pompa A.C.

Tafel Nr.
Tabl. No.
Tavola N.

21

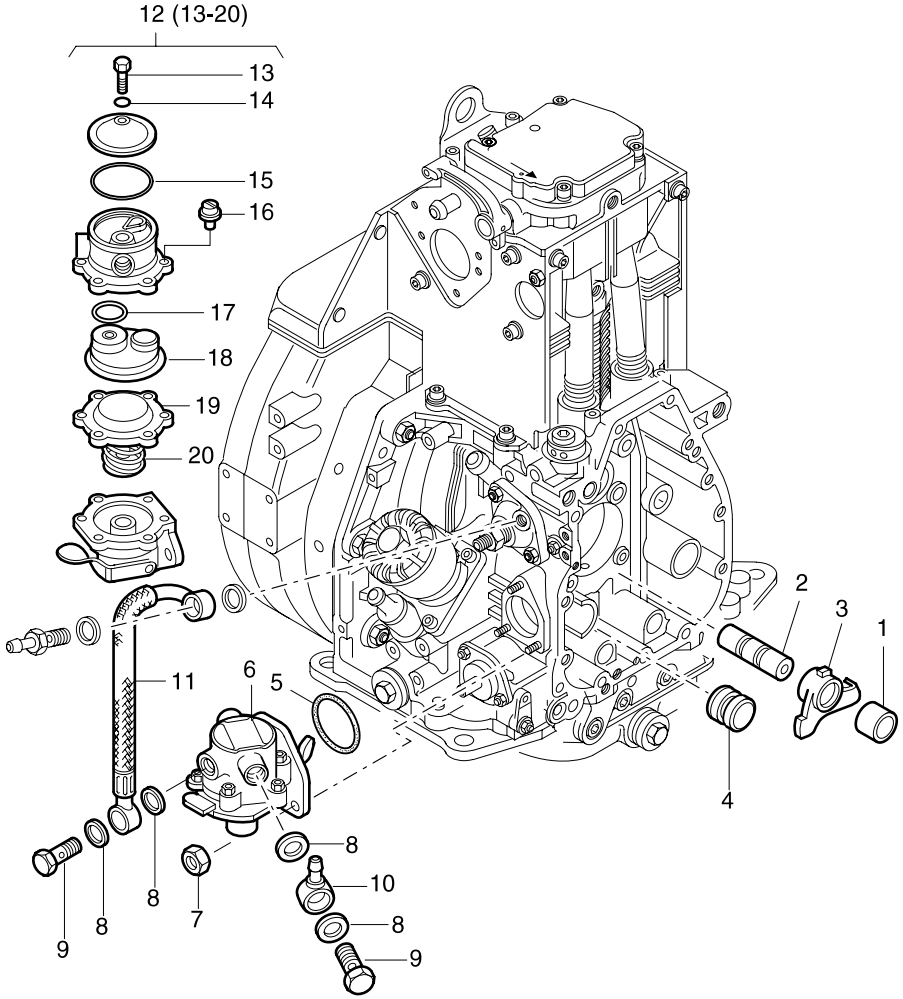

Fig.- No.	HATZ Ident-No.	Stück Qty. 1D41	1D50	1D81	1D90	P / W d / D	Bemerkungen Notes
1	04011900	1	1	1	1		„S“15 x 24 x 17
2	03796401	1	1	1	1		„S“
3	04011810	1	1	1	1		
4	04023600	1	1	-	-		
4	04000800	-	-	1	1		
5	50331800	1	1	1	1		35 x 2,8
6	50332302	1	1	1	1		
7	50328300	3	3	3	3		VM6 980-8 A3C
8	50001200	4	4	4	4		A 14 x 18 DIN 7603-Cu
9	50006400	2	2	2	2		10-3 DIN 7643
10	50015900	1	1	1	1		NW 8 / 6
11	01468801	1	1	1	1		
12	49062501	1	1	1	1		Reparatursatz, repair kit
13	- - - - - - -	-	-	-	-		
14	- - - - - - -	-	-	-	-		
15	50399500	1	1	1	1		37 x 2,5
16	- - - - - - -	-	-	-	-		
17	- - - - - - -	-	-	-	-		
18	- - - - - - -	-	-	-	-		
19	- - - - - - -	-	-	-	-		
20	- - - - - - -	-	-	-	-		

A 02

Luftfilter
Air filter
Filtre à air
Filtro de aire
Filtro aria

Tafel Nr.
Tabl. No.
Tavola N.

22

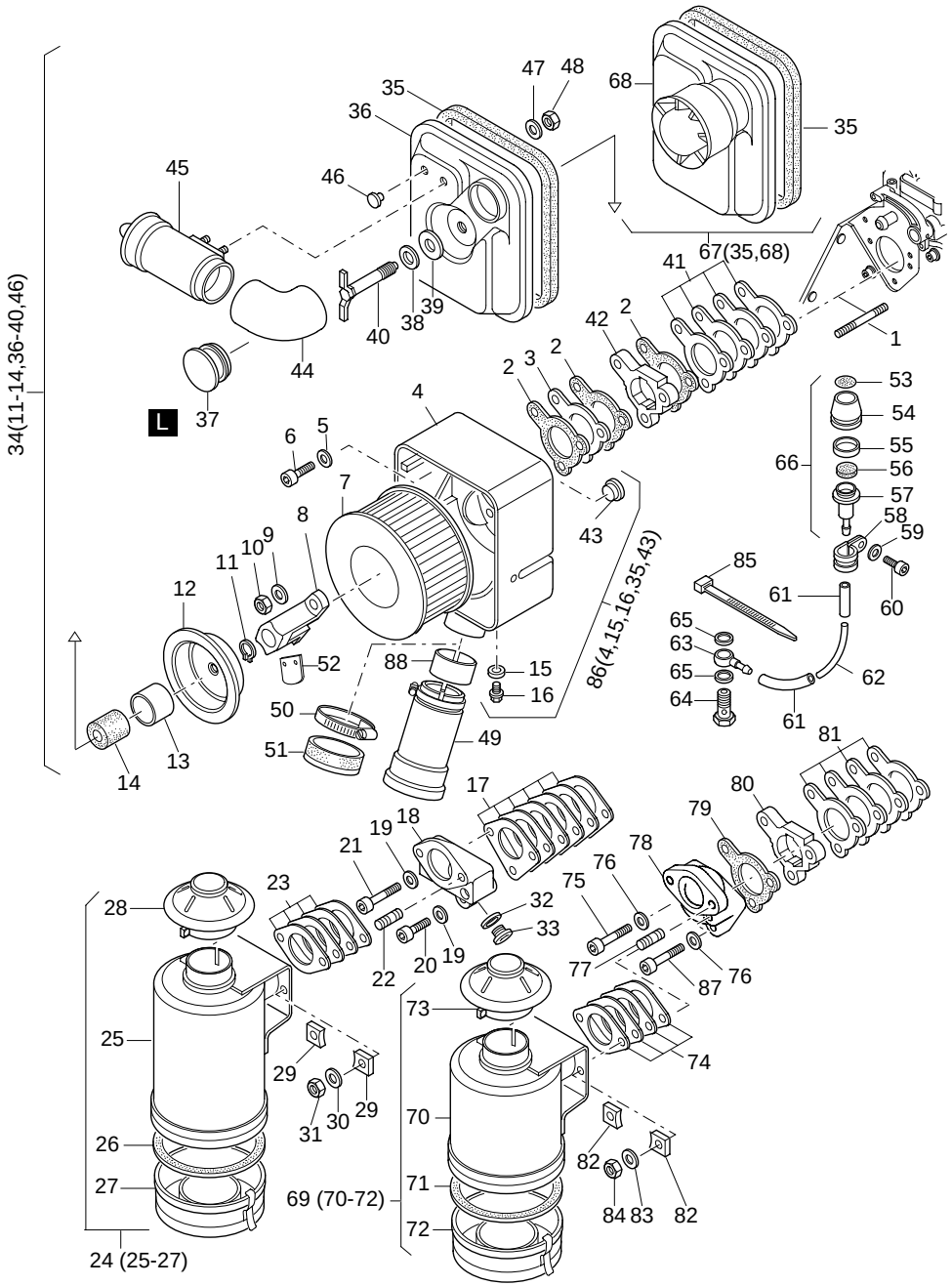

Fig.-No.	HATZ Ident-No.	Stück Qty. 1D41	1D50	1D81	1D90	P / W d / D	Bemerkungen Notes	
1	50038900	2	2	2	2		M 8 x 60	DIN 835-8.8
2	04029800	3	3	-	-	d3		
2	04006300	-	-	3	3	d3		
3	04029701	1	1	-	-			
3	04006200	-	-	1	1			
4	- - - - - - -	-	-	-	-		s. Pos. 86	
5	50095100	1	1	1	1		A 8	DIN 137 A3C
6	50080800	1	1	-	-		M 8 x 42	DIN 912-8.8
6	50398400	-	-	1	1		M 8 x 45	DIN 6912-8.8 A3C
7	04030100	1	1	-	-	W2		
7	01493000	-	-	1	1	W2		
8	01490900	1	1	-	-			
8	01483400	-	-	1	1			
9	50148100	2	2	2	2		8,4	DIN 125-St A3C
10	50129500	2	2	2	2		M 8	DIN 985-8 A3C
11	50412000	1	1	1	1		A 10 x 1	DIN 471
12	05039200	1	1	-	-			
12	05036400	-	-	1	1			
13	05039300	1	1	1	1		33 x 35 x 23,5	
14	03579400	1	1	1	1			
15	50000900	1	1	-	-		A 8 x 11,5	DIN 7603-Cu
15	50062400	-	-	1	1		A 10 x 13,5	DIN 7603-Cu
16	50137900	1	1	-	-		M 8 x 1	DIN 7604
16	50062300	-	-	1	1		M 10 x 1	DIN 908-5.8 A3C
17	01280201	-	-	1	1			
18	03987200	-	-	1	1			
19	50095100	-	-	3	3		A 8	DIN 137 A3C
20	50175900	-	-	1	1		M 8 x 30	DIN 912-8.8 A3C
21	50288800	-	-	2	2		M 8 x 55	DIN 912-8.8 A3C
22	50145400	-	-	2	2		M 10 x 28	DIN 835-8.8 A3C
23	01158700	-	-	1	1			
24	01078501	-	-	1	1			
25	- - - - - - -	-	-	-	-			
26	49038000	-	-	1	1			
27	49056600	-	-	1	1			
28	40036700	-	-	1	1		∅ 62 mm	
29	03945400	-	-	2	2			
30	50135600	-	-	2	2		10	DIN 128 A3C
31	50145800	-	-	2	2		M 10	DIN 934-8 A3C

A 02

Luftfilter
Air filter
Filtre à air
Filtro de aire
Filtro aria

Tafel Nr.
Tabl. No.
Tavola N.

22

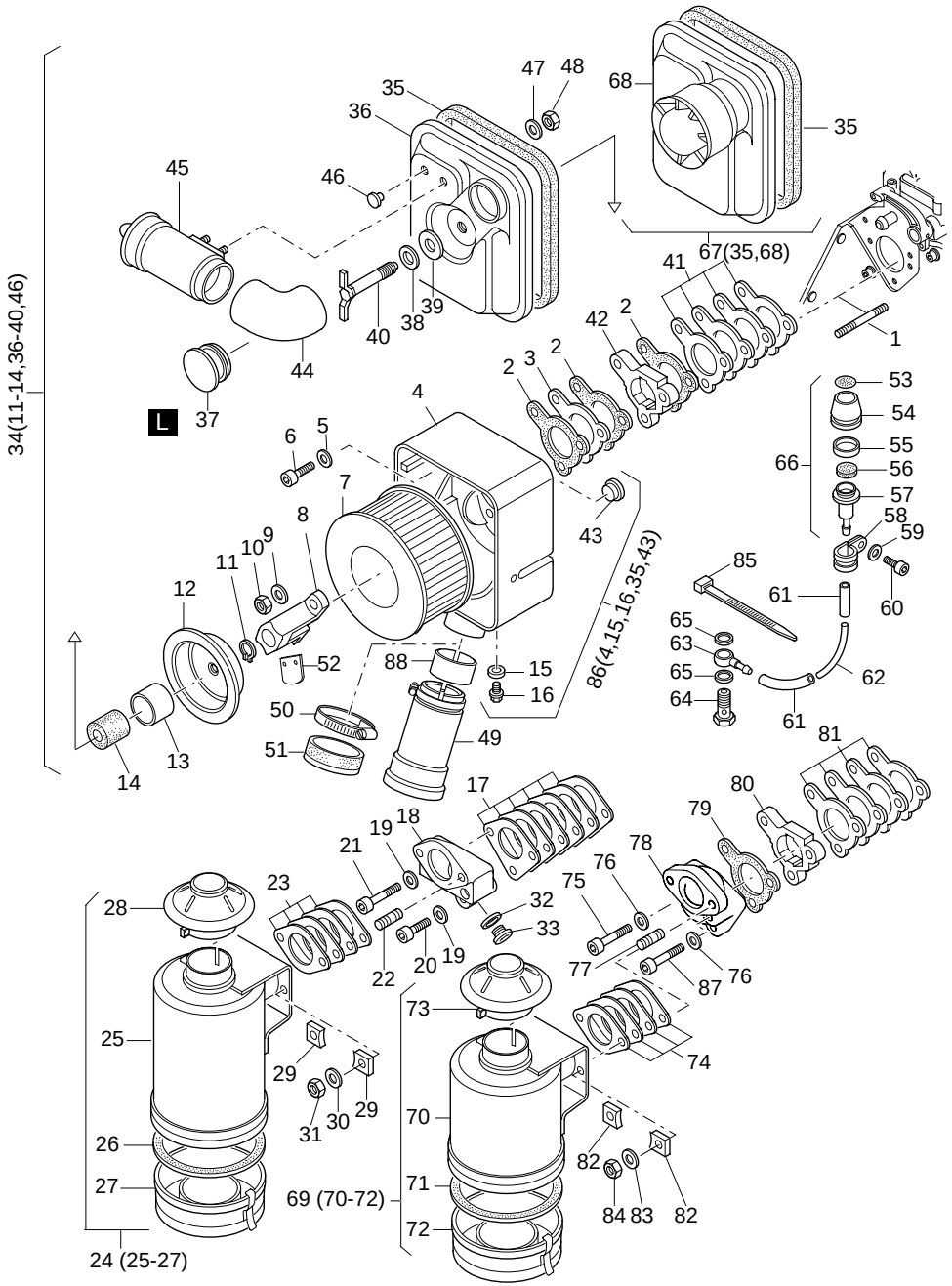

Fig.-No.	HATZ Ident-No.	Stück Qty. 1D41	1D50	1D81	1D90	P / W d / D	Bemerkungen Notes	
32	50001600	-	-	1	1		A 22 x 27	DIN 7603-Cu
33	50140400	-	-	1	1		M 22 x 1,5	DIN 7604 A3C
34	01449710	1	1	-	-			
34	01279510	-	-	1	1			
35	04061501	1	1	-	-		630 mm	
35	04047701	-	-	1	1		705 mm	
36	- - - - - - -	-	-	-	-			
37	05039402	1	1	1	1			
38	03814100	1	1	1	1			
39	05038700	1	1	1	1		11 x 36 x 3	
40	01490800	1	1	1	1			
41	01449100	1	1	-	-			
41	01287900	-	-	1	1			
42	04053101	1	1	-	-			
42	04047300	-	-	1	1			
43	50395700	1	1	1	1		15 PHT	
44	05038910	1	1	1	1			
45	01491010	1	1	1	1			
46	50411900	2	2	2	2		F 2	
47	50120000	2	2	2	2		A 6,4	DIN 9021-St A3C
48	40028300	2	2	2	2		M 6 C4P	SSN 440-8
49	01471200	1	1	-	-			
49	01411000	-	-	1	1			
50	50406600	1	1	1	1		40 / 60	
51	01481400	1	1	-	-			
51	00575900	-	-	1	1			
52	05033500	1	1	1	1		„S - Z“ (f. Pos. 66)	
53	05044501	1	1	1	1			
54	05043601	1	1	1	1			
55	05045600	1	1	1	1		grün, green, vert, verde	
56	05137200	1	1	1	1		Filter ∅ 20 mm	
57	05043700	1	1	1	1			
58	50173500	1	1	1	1		10 / 15	
59	50170900	1	1	1	1		6	DIN 128 A3C
60	50170600	1	1	1	1		M 6 x 20	DIN 912-8.8 A3C
61	03961400	2	2	2	2		3,5 x 50	
62	05044600	1	1	-	-		2 x 4 x 90	
62	05043800	-	-	1	1		2 x 4 x 170	
63	50015700	1	1	-	-		NW 3	

A 02

Luftfilter
Air filter
Filtre à air
Filtro de aire
Filtro aria

Tafel Nr.
Tabl. No.
Tavola N.

22

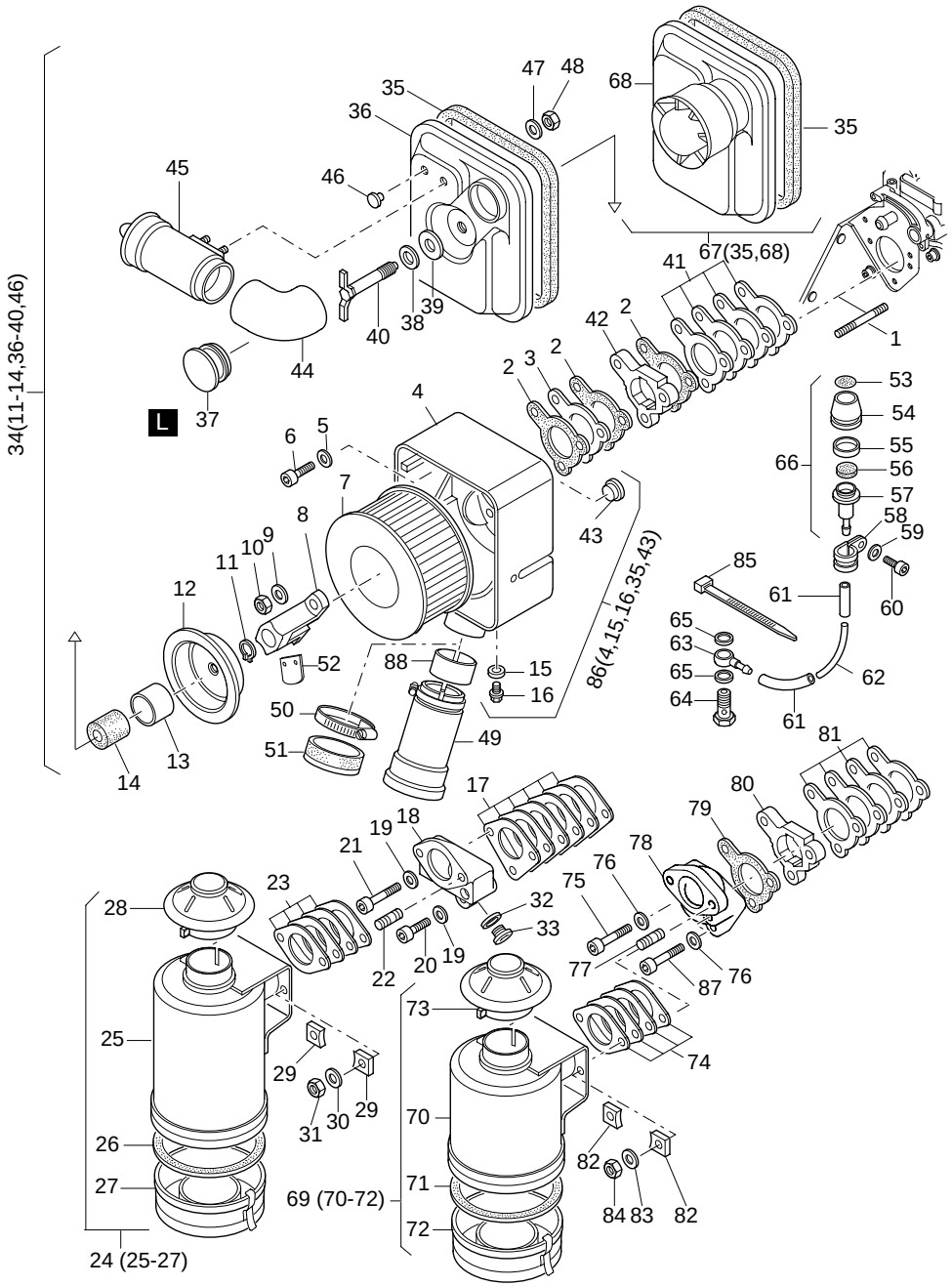

Fig.- No.	HATZ Ident-No.	Stück Qty. 1D41	1D50	1D81	1D90	P / W d / D	Bemerkungen Notes	
63	50159500	-	-	1	1		NW 4/3	
64	50006100	1	1	-	-		4 - 5 - 3	DIN 7643
64	50006200	-	-	1	1		6 - 3	DIN 7643
65	50000900	2	2	-	-		A 8 x 11,5	DIN 7603-Cu
65	50062400	-	-	2	2		A 10 x 13,5	DIN 7603-Cu
66	01499801	1	1	1	1			
67	01539300	1	1	-	-			
67	01705500	-	-	1	1			
68	- - - - - - -	-	-	-	-			
69	01647100	1	1	-	-			
70	- - - - - - -	-	-	-	-			
71	49038000	1	1	-	-			
72	49037900	1	1	-	-			
73	40040400	1	1	-	-			
74	01651400	1	1	-	-			
75	50177500	2	2	-	-		M 8 x 40	DIN 912-8.8 A3C
76	50095100	3	3	-	-		A 8	DIN 137 A3C
77	50145700	2	2	-	-		M 10 x 20	DIN 835-8.8 A3C
78	05173101	1	1	-	-			
79	04029800	1	1	-	-			
80	04053101	1	1	-	-			
81	01449100	1	1	-	-			
82	03945400	2	2	-	-			
83	50135600	2	2	-	-		10	DIN 128-A3C
84	50145800	2	2	-	-		M 10	DIN 934-8 A3C
85	50358400	1	1	1	1			
86	01498300	1	1	-	-	}		
86	01486600	-	-	1	1	}	s. Taf., Tabl. 29 - Pos. 24, 25	
87	50171600	1	1	-	-		M 8 x 65	DIN 912-8.8 A3C
88	05026100	-	-	1	1			

A 02

Luftfilter - 1D41
Air filter - 1D41
Filtre à air - 1D41
Filtro de aire - 1D41
Filtro aria - 1D41

Tafel Nr.
Tabl. No.
Tavola N.

23

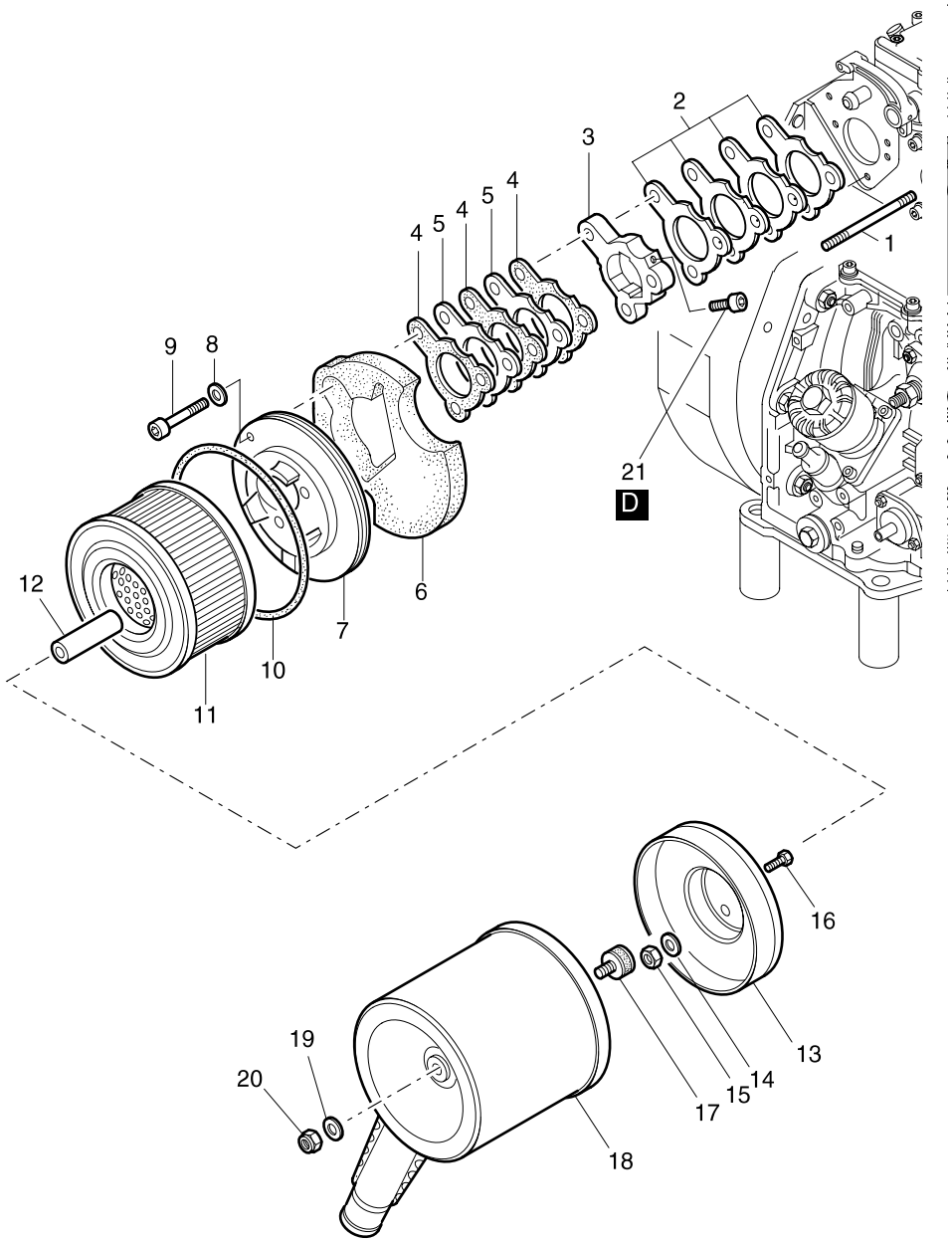

Fig.- No.	HATZ Ident-No.	Stück Qty.	P / W d / D	Bemerkungen Notes	
		1D41			
1	50412100	2		M 8x 125	DIN 835-5.8
2	01449100	1			
3	04053101	1			
4	04029800	3			
5	04029701	2			
6	04063201	1			
7	04054701	1			
8	50095100	1		A 8	DIN 137 A3C
9	50342400	1		M 8 x 50	DIN 6912-8.8 A3C
10	04055700	1		135 x 6	
11	04030100	1	W2		
12	04039610	2		9 x 16 x 64,7	
13	01558800	1			
14	50148100	2		8,4	DIN 125-St A3C
15	50129500	2		M 8	DIN 985-5 A3C
16	50333500	1		M 6 x 8	DIN 933-8.8 A3C
17	50395100	1		25 / 25	
18	01281100	1			
19	50144500	1		6,4	DIN 125-St A3C
20	40028300	1		M 6 SSN 440-8 Cu	
21	50112600	1		M 5 x 10	DIN 6912-8.8 A3C

A 03

Abgasdämpfer - S, Z
Exhaust silencer - S, Z
Silencieux - S, Z
Silenciador - S, Z
Marmitta - S, Z

Tafel Nr.
Tabl. No.
Tavola N.

24

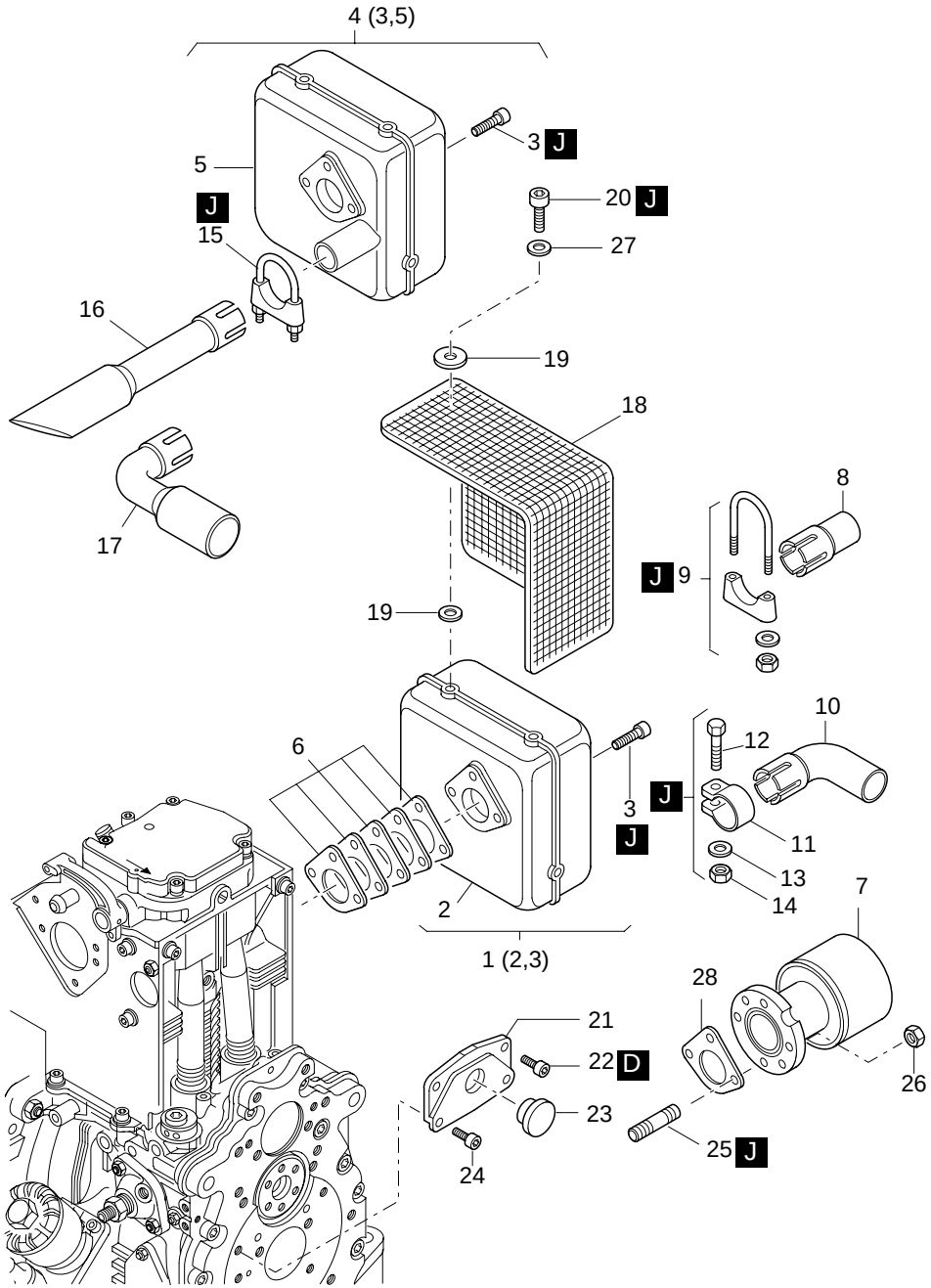

Fig.-No.	HATZ Ident-No.	Stück Qty. 1D41	1D50	1D81	1D90	P / W d / D	Bemerkungen Notes	
1	01558600	1	1	-	-			
1	01498800	-	-	1	1			
2	- - - - - - -	-	-	-	-			
3	50403900	3	3	-	-		M 8 x 25	DIN 912-8.8 C4P
3	50404000	-	-	3	3		M 8 x 30	DIN 912-8.8 C4P
4	01507700	1	1	-	-			
4	01507500	-	-	1	1			
5	- - - - - - -	-	-	-	-			
6	01489310	1	1	-	-	d1		
6	01429100	-	-	1	1	d1		
7	01500901	1	1	1	1			
8	03998300	1	1	-	-			
9	00873100	1	1	-	-		40 / 42	
10	03740800	1	1	-	-			
10	03877300	-	-	1	1			
11	03740900	1	1	-	-		41,5 mm	
11	03877700	-	-	1	1		52,5 mm	
12	50380000	1	1	-	-		M 8 x 50	DIN 93^-8.8 A3C
12	50249500	-	-	1	1		M 10 x 50	DIN 931-8.8 A3C
13	50148100	1	1	-	-		8,4	DIN 125-St A3C
13	50145900	-	-	1	1		10,5	DIN 125-St A3C
14	40028400	1	1	-	-		VM 8	DIN 980-8 C3A
14	40028600	-	-	1	1		VM 10	DIN 980-8 C3A
15	50388000	1	1	-	-		1/8-28	
15	50388100	-	-	1	1		3/8-36	
16	03997301	1	1	-	-			
16	03997101	-	-	1	1			
17	03997200	1	1	-	-			
17	03997000	-	-	1	1			
18	05140700	1	1	-	-			
18	01547601	1	1	-	-		1D41 opt.	
18	01191902	-	-	1	1			
19	05034201	8	8	10	10		6,5 x 38	
20	50255700	4	4	5	5		M 6 x12	DIN 912-8.8 C4P
21	03985300	1	1	1	1			
22	50135700	2	2	2	2		M 10 x 16	DIN 912-8.8 A3C

A 03

Abgasdämpfer - S, Z
Exhaust silencer - S, Z
Silencieux - S, Z
Silenciador - S, Z
Marmitta - S, Z

Tafel Nr.
Tabl. No.
Tavola N.

24

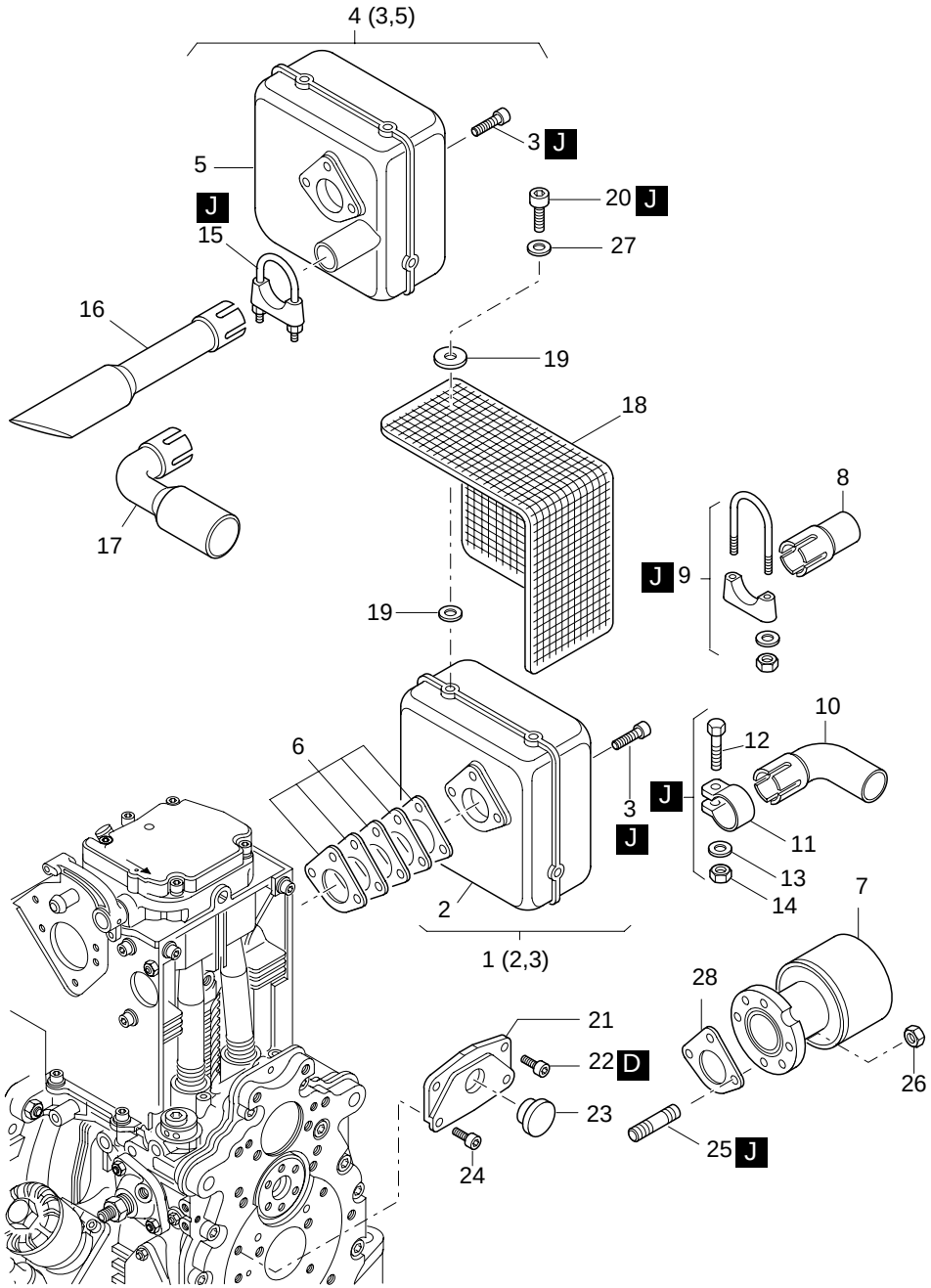

Fig.-No.	HATZ Ident-No.	Stück Qty. 1D41	1D50	1D81	1D90	P / W d / D	Bemerkungen Notes	
23	40091400	1	1	1	1		F 24	
24	50165400	2	2	2	2		M 8 x 16	DIN 912-8.8 A3C
25	50037800	2	2	-	-		M 8 x 22	DIN 835-10.9
25	50037300	-	-	2	2		M 8 x 18	DIN 835-10.9
26	40028400	2	2	2	2		VM 8	DIN 980.8 C3A
27	50120000	4	4	5	5		A 6,4	DIN 9021-St A3C
28	03974100	9	9	-	-			
28	03956900	-	-	2	2			

A 03

Abgasdämpfer - C
Exhaust silencer - C
Silencieux - C
Silenciador - C
Marmitta - C

Tafel Nr.
Tabl. No.
Tavola N.

25

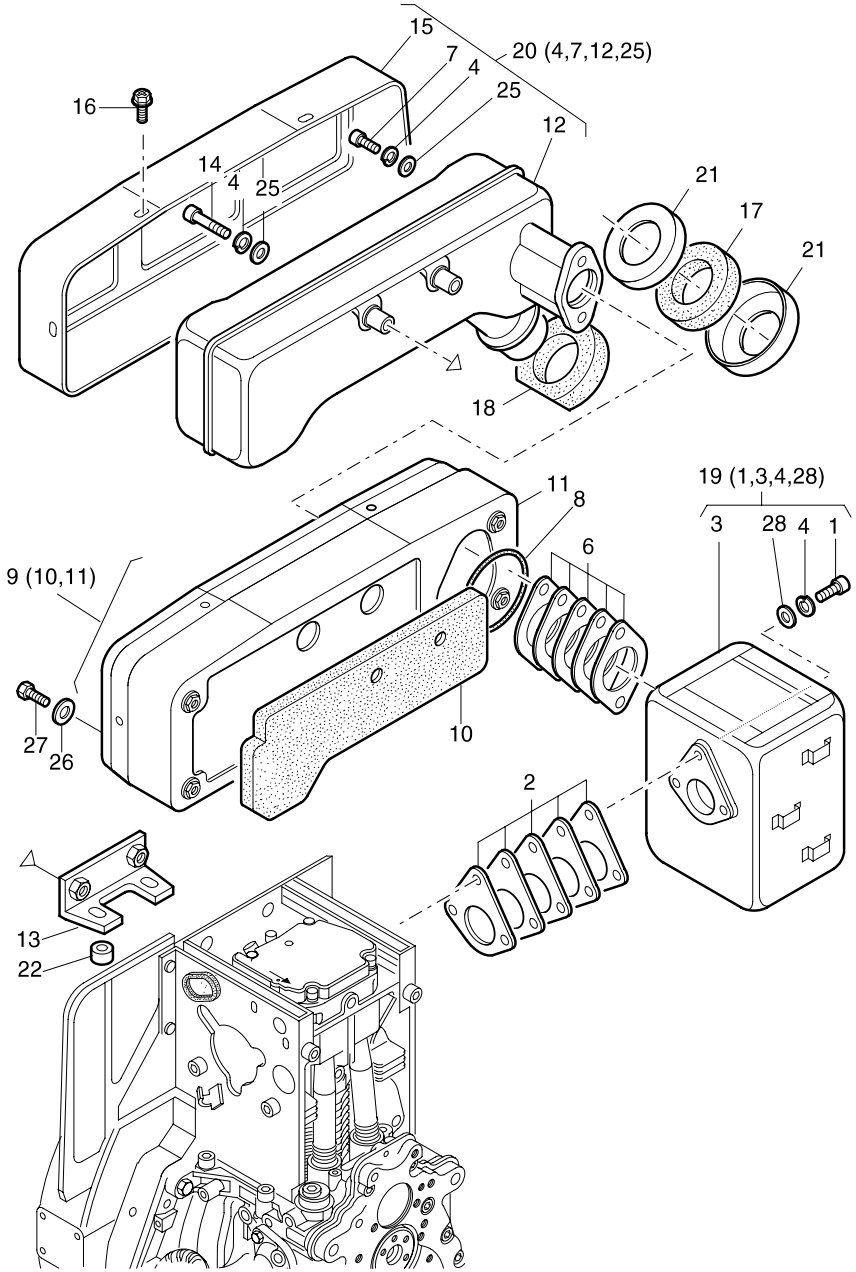

Fig.-No.	HATZ Ident-No.	Stück Qty. 1D41C	1D81C	P / W d / D	Bemerkungen Notes	
1	50429600	3	-		M 8 x 35	DIN 912-8.8 C4P
1	50404000	-	3		M 8 x 30	DIN 912-8.8 C4P
2	01427900	1	-			
2	01429100	-	1			
3	- - - - - - -	-	-			
4	50347301	7	7		VHZ 8	
5	- - - - - - -	-	-			
6	01309300	1	-			
6	01287800	-	1			
7	50403900	2	2		M 8 x 25	DIN 912-8.8 C4P
8	50349700	-	1		100 x 2,5	
9	01309400	1	-			
9	01278200	-	1			
10	04078800	1	-			
10	04045400	-	1			
11	- - - - - - -	-	-			
12	- - - - - - -	-	-			
13	01307800	1	-			
13	01282710	-	1			
14	50404100	2	2		M 8 x 60	DIN 912-8.8 C4P
15	01307501	1	-			
15	01274001	-	1			
16	50289200	8	6		M 6 x 12	KZ 1-8.8 A3D
17	04079500	1	-			
18	04050000	-	1			
19	01309600	1	-			
19	01469010	-	1			
20	01309500	1	-			
20	01469100	-	1			
21	04079400	2	-			
22	04064600	2	-		8,4 x 19 x 5,5	
23	- - - - - - -	-	-			
24	- - - - - - -	-	-			
25	50115700	4	4		8,4	DIN 433-St 140HV
26	50002700	-	4		6	DIN 128
27	50025700	-	4		M 6 x 16	DIN 933-8.8
28	50115700	3	3		8,4	DIN 433 St

A 04

Andrehkurbel
Starting handle
Manivelle
Manivela
Manovella

Tafel Nr.
Tabl. No.
Tavola N.

26

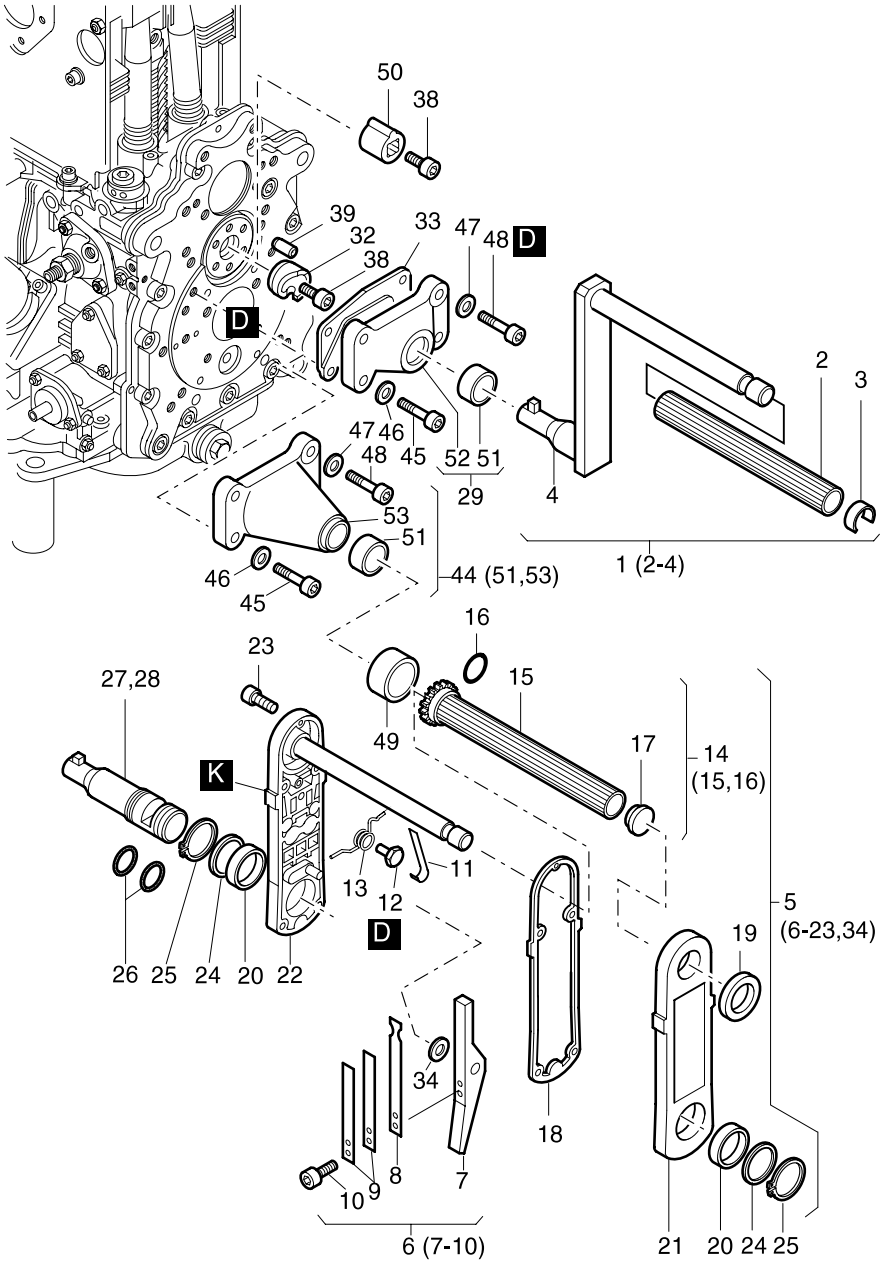

Fig.-No.	HATZ Ident-No.	Stück Qty. 1D41	1D50	1D81	1D90	P / W d / D	Bemerkungen Notes	
1	01248002	1	1	1	1		80 mm	
1	01426502	1	1	1	1		140 mm	
1	01426702	1	1	1	1		160 mm	
1	01407302	1	1	1	1		200 mm	
1	01433202	1	1	1	1		275 mm	
1	01469800	1	1	1	1		330 mm	
2	03522400	1	1	1	1			
3	03515400	1	1	1	1			
4	- - - - - - -	-	-	-	-			
5	01027805	1	1	1	1		„A“	
6	01011404	1	1	1	1			
7	- - - - - - -	-	-	-	-			
8	03812102	1	1	1	1			
9	03917100	2	2	2	2			
10	50316500	2	2	2	2		M 5 x 8	DIN 6912-8.8
11	03954900	1	1	1	1			
12	03955600	1	1	1	1			
13	03955900	1	1	1	1		„A“	
14	01011310	1	1	1	1			
15	- - - - - - -	-	-	-	-			
16	50169100	1	1	1	1		19 x 1,8	
17	50199200	1	1	1	1			
18	03813000	1	1	1	1			
19	50194200	1	1	1	1			
20	50193400	2	2	2	2			
21	- - - - - - -	-	-	-	-			
22	- - - - - - -	-	-	-	-			
23	50194400	5	5	5	5		M 6 x 25	WN 11084-8.8 Zn
24	03928600	0...2	0...2	0...2	0...2		30 x 38 x 0,15	
25	50194300	2	2	2	2		A 30 x 1,5 K DIN 983	
26	50258500	2	2	2	2		26 x 1,5	
27	01187202	1	1	1	1		80 mm	
27	01426802	1	1	1	1		140 mm	
27	01426902	1	1	1	1		160 mm	
27	01411402	1	1	1	1		200 mm	
27	01421102	1	1	1	1		275 mm	

A 04

Andrehkurbel
Starting handle
Manivelle
Manivela
Manovella

Tafel Nr.
Tabl. No.
Tavola N.

26

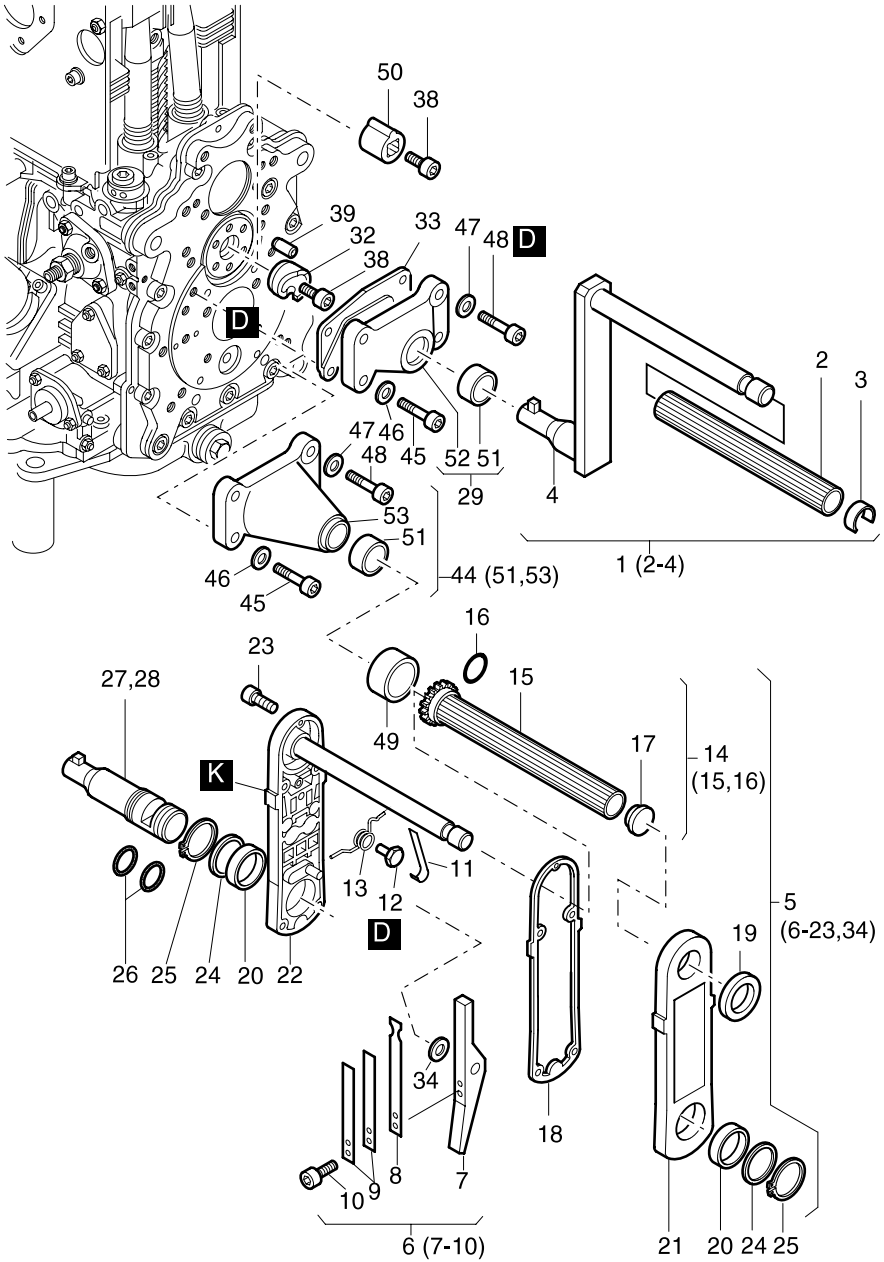

Fig.-No.	HATZ Ident-No.	Stück Qty. 1D41	1D50	1D81	1D90	P / W d / D	Bemerkungen Notes	
27	01469700	1	1	1	1		330 mm	
28	- - - - - - -	-	-	-	-			
29	01463600	1	1	1	1			
30	- - - - - - -	-	-	-	-			
31	- - - - - - -	-	-	-	-			
32	04020310	1	1	1	1			
33	03985300	1	1	1	1			
34	50195800	1	1	1	1		10 x 16 x 0,5	DIN 988
35	- - - - - - -	-	-	-	-			
36	- - - - - - -	-	-	-	-			
37	- - - - - - -	-	-	-	-			
38	50134900	1	1	1	1		M 8 x 16	DIN 6912-8.8 A3C
39	50387100	1	1	1	1		5 M 6 x 20	DIN 6325
40	- - - - - - -	-	-	-	-			
41	- - - - - - -	-	-	-	-			
42	- - - - - - -	-	-	-	-			
43	- - - - - - -	-	-	-	-			
44	01459500	1	1	1	1		80 - 200 mm	
44	01433300	1	-	1	-		„C“ 200 - 265 mm	
45	50183000	2	2	2	2		M 8 x 35	DIN 912-8.8 A3C
46	50148100	2	2	2	2		8,4	DIN 125-St A3C
47	50145900	2	2	2	2		10,5	DIN 125-St A3C
48	50327800	2	2	2	2		M 10 x 35	DIN 912-8.8 A3C
49	03579700	1	-	1	-		„C“	
50	04082900	1	1	1	1		1/2”	
51	50387601	1	1	1	1		1”	
52	- - - - - - -	-	-	-	-			
53	- - - - - - -	-	-	-	-			

A 05

Starter, Generator
Starter, alternator
Démarreur, alternateur
Arrancador, alternador
Motorino avviamento, alternatore

Tafel Nr.
Tabl. No.
Tavola N.

27

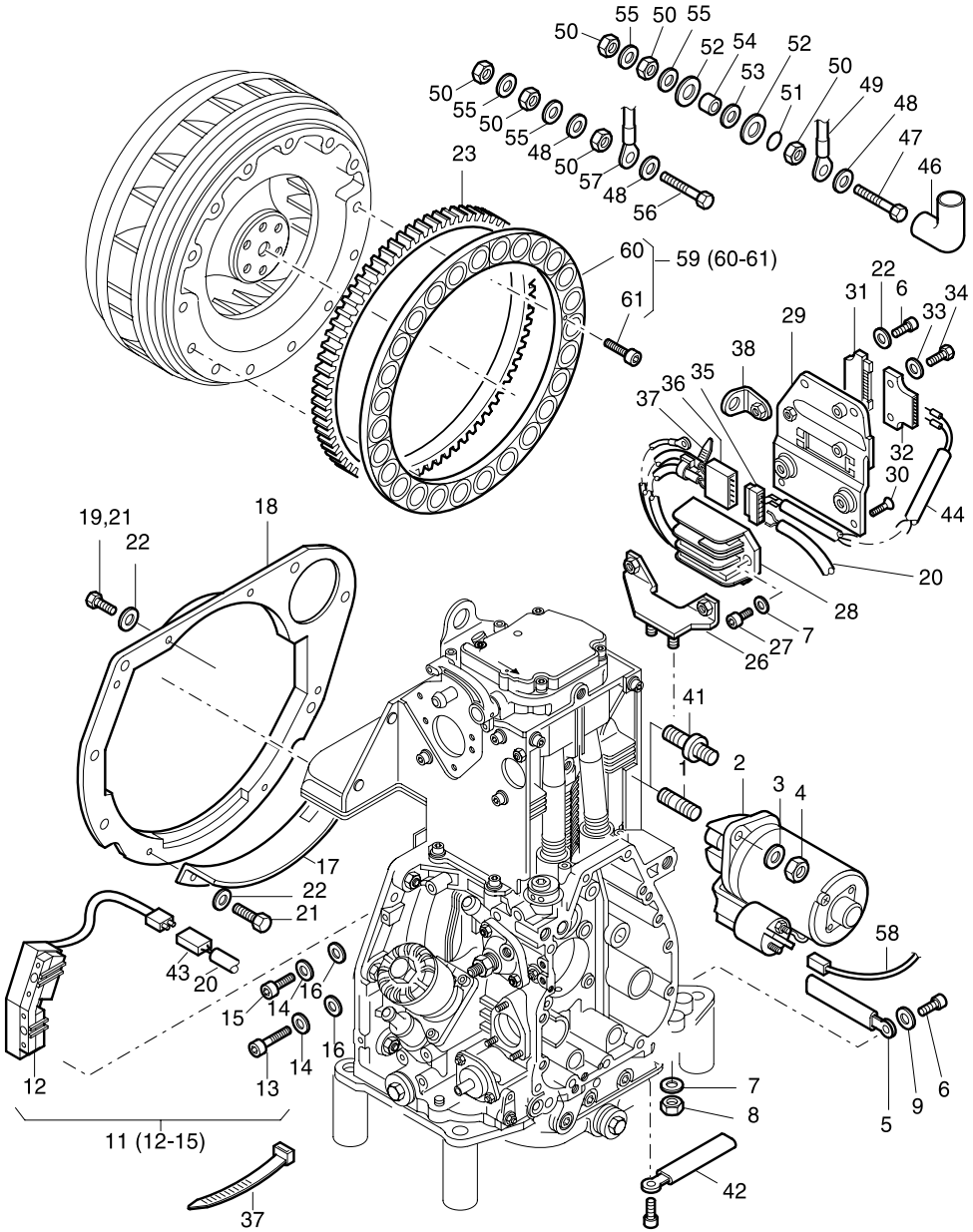

Fig.-No.	HATZ Ident-No.	Stück Qty. 1D41	1D50	1D81	1D90	P / W d / D	Bemerkungen Notes	
1	50486400	2	2	2	2		M 12 x 50Fo DIN 835-8.8 A3C f. Tafel, Tab. 32 - Pos. 9	
2	01721000	1	1	-	-		12 V - 2,0 kW „S, Z, C“	
2	50495900	-	-	1	1		12 V - 2,0 kW „S, Z, C“	
2	01721200	1	1	-	-		24 V - 2,5 kW „S, Z, C“	
2	50496100	-	-	1	1		24 V - 2,5 kW „S, Z, C“	
3	50093700	2	2	2	2		13	DIN 125-St A3C
4	50380600	2	2	2	2		M 12	DIN 970 A3C
5	05001200	2	2	2	2			
6	50149100	2	2	2	2		M 6 x 12	DIN 912-8.8 A3C
7	50208500	4	4	4	4		8	DIN 128 A3C
8	50148000	2	2	2	2		M 8	DIN 934-8 A3C
9	50144500	1	1	1	1		6,4	DIN 125-St A3C
10	- - - - - - -	-	-	-	-			
11	01592400	-	-	1	1		12 V	
11	01639400	-	-	1	1		12 V - 350 W	
11	01592500	-	-	1	1		24 V	
11	01639500	-	-	1	1		24 V - 350 W	
12	01440710	1	1	-	-		12 V	
12	01440810	1	1	-	-		24 V	
13	50236600	1	1	-	-		M 6 x 25	DIN 6912-8.8 A3C
13	50448800	-	-	1	1		M 6 x 40	DIN 6912-8.8 A3C
14	50165600	2	2	2	2		6,5 x 14	DIN 6904 A3C
15	50448700	1	1	1	1		M 6 x 30	DIN 6912-8.8 A3C
16	50144500	1	1	2	2		6,4	DIN 125-St A3C
17	04021100	-	-	1	1		„S, Z“	
18	04031810	1	-	-	-		s. Tafel, Tab. 32 - Pos. 9	
18	04136801	-	1	-	-		„S, Z“	
18	04009920	-	-	1	1			
19	50098500	-	2	-	-		M 8 x 16	DIN 933-8.8 A3C
20	01558300	1	1	1	1			
21	50165500	5	5	5	5		M 6 x 12	DIN 933-8.8 A3C
22	50170900	6	6	6	6		6	DIN 128 A3C
23	04032310	1	1	-	-		„S, Z, C“	
23	04021210	-	-	1	1		„S, Z, C“	

A 05

Starter, Generator
Starter, alternator
Démarreur, alternateur
Arrancador, alternador
Motorino avviamento, alternatore

Tafel Nr.
Tabl. No.
Tavola N.

27

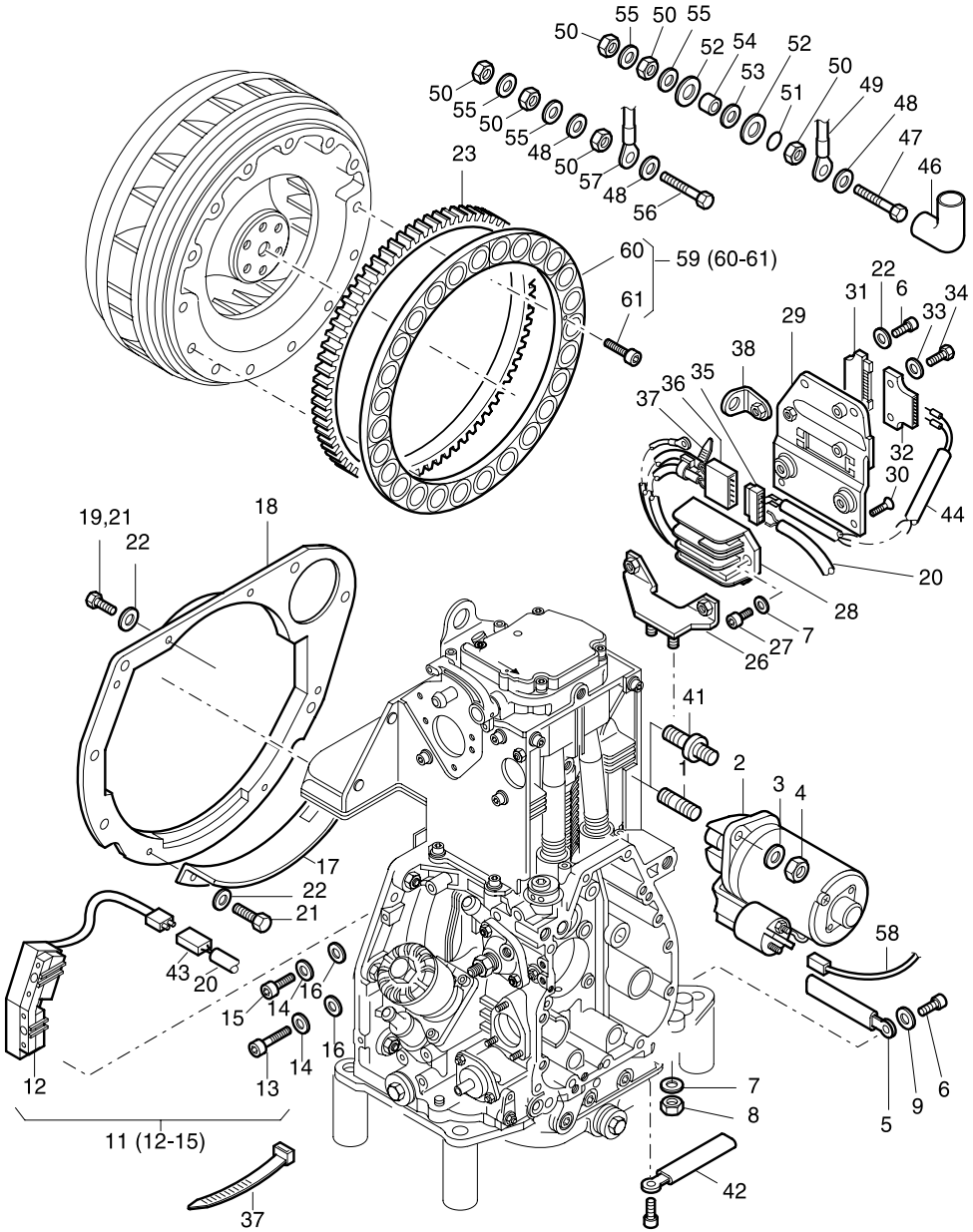

Fig.-No.	HATZ Ident-No.	Stück Qty. 1D41	1D50	1D81	1D90	P / W d / D	Bemerkungen Notes	
24	- - - - - - -	-	-	-	-			
25	- - - - - - -	-	-	-	-			
26	01440401	1	1	-	-			
26	01440301	-	-	1	1			
27	50165400	2	2	2	2		M 8 x 16	DIN 912-8.8 A3C
28	01248123	1	1	1	1		12 V	
28	01425023	1	1	1	1		24 V	
29	01440100	1	1	1	1			
30	50380800	2	2	2	2		M 6 x 10	DIN 7991-8.8 A3C
31	50373700	1	1	1	1			
32	50373600	1	1	1	1			
33	50216300	2	2	2	2		5,3	DIN 125-St A3C
34	50335700	2	2	2	2		M 5 x 25	DIN 933-8.8 A3C
35	50402100	1	1	1	1			
36	50402000	1	1	1	1			
37	50358400	4	4	4	4			
38	01440500	1	1	-	-			
38	01440200	-	-	1	1			
39	- - - - - - -	-	-	-	-			
40	- - - - - - -	-	-	-	-			
41	04054200	2	-	-	-			
42	05023900	2	2	2	2			
43	50379700	1	1	1	1			
44	01439400	1	1	1	1		Pos. 35 incl.	
45	- - - - - - -	-	-	-	-			
46	40026600	1	-	1	-		„C“	
47	50400300	1	-	1	-		M 8 x 40	DIN 933 - MS
48	50179900	2	-	2	-		J 8,4	DIN 6797 A3C
49	01430800	1	-	1	-		„Plus“	
50	50023000	3	-	3	-		M 8	DIN 934 - Ms
51	50426900	1	-	1	-		A 8,4	DIN 6798 A3C
52	03814100	2	-	2	-			
53	50426800	1	-	1	-		J 10,5	DIN 6797 A3C
54	03814200	1	-	1	-			
55	50016800	2	-	2	-		8,4	DIN 125 - Ms

A 05

Starter, Generator
Starter, alternator
Démarreur, alternateur
Arrancador, alternador
Motorino avviamento, alternatore

Tafel Nr.
Tabl. No.
Tavola N.

27

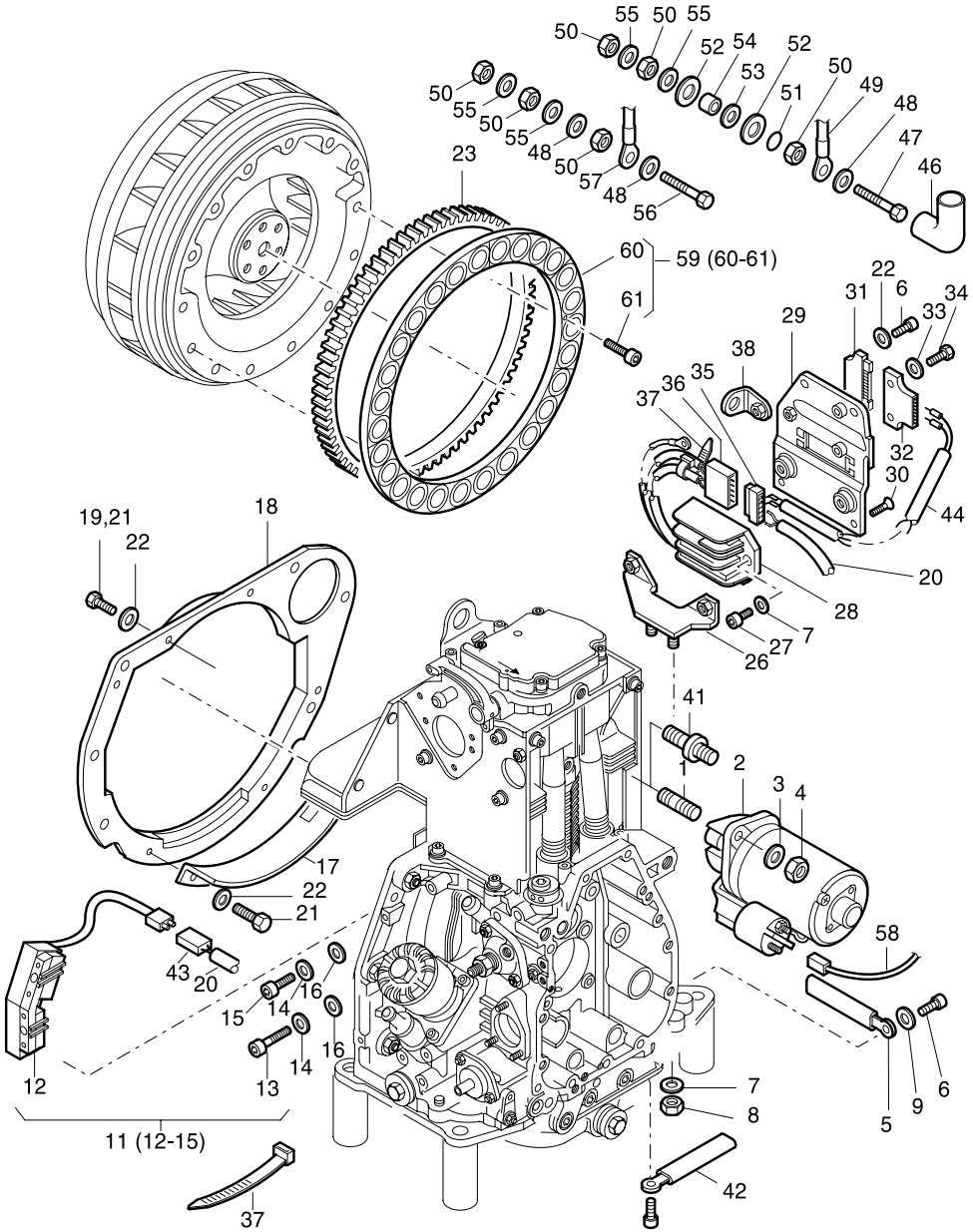

Fig.- No.	HATZ Ident-No.	Stück Qty. 1D41	1D50	1D81	1D90	P / W d / D	Bemerkungen Notes
56	50275300	1	-	1	-		M 8 x 35 DIN 933 - Ms
57	01430900	1	-	1	-		„Minus“
58	01193401	1	1	1	1		Starter 50
59	01587300	-	-	1	1		Magnetring kpl.
59	01662400	-	-	1	1		Magnetring kpl. 350 W
60	01543600	1	1	-	-		
61	50446900	12	12	14	14		M 4 x 16 DIN 912-8.8 A3C Tuf.

A 05

Armaturenkasten
Instrument box
Boitiere de bord
Cuadro de mando
Cruscotto

Tafel Nr.
Tabl. No.
Tavola N.

28

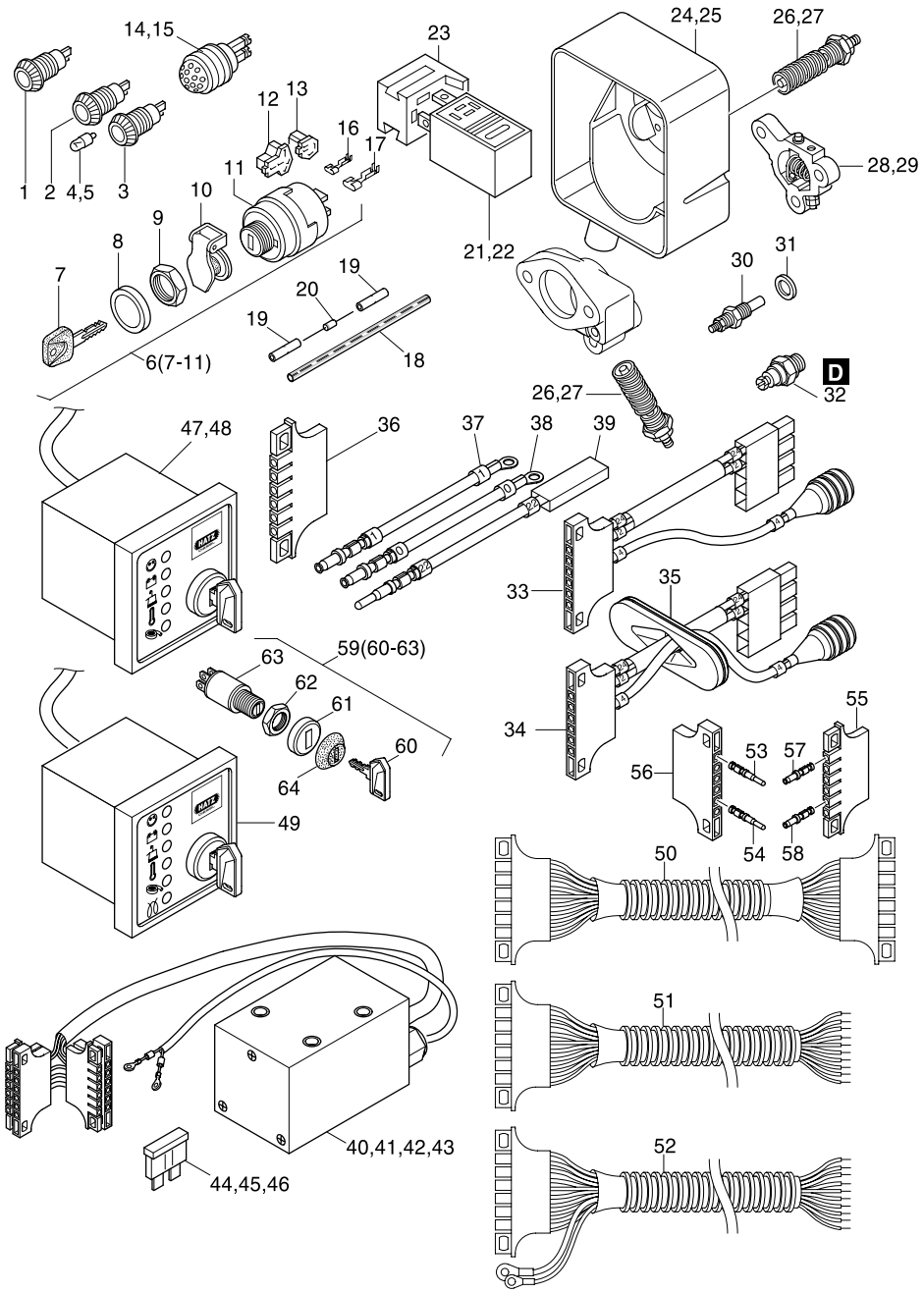

Fig.-No.	HATZ Ident-No.	Stück Qty. 1D41	1D50	1D81	1D90	P / W d / D	Bemerkungen Notes
1	50176500	1	1	1	1		BATT.
2	50176400	1	1	1	1		TEMP.
3	50176600	1	1	1	1		OIL
4	40009700	0...3	0...3	0...3	0...3		12 V - 2 W
5	40009800	0...3	0...3	0...3	0...3		24 V - 2 W
6	50276502	1	1	1	1		
7	50345300	1	1	1	1		14603
8	- - - - - - -	-	-	-	-		
9	- - - - - - -	-	-	-	-		
10	49050900	1	1	1	1		
11	- - - - - - -	-	-	-	-		
12	50276700	1	1	1	1		6 - P
13	50276600	1	1	1	1		4 - P
14	50403600	1	1	-	-		12 - 24 V
15	50397200	-	-	1	1		12 - 24 V
16	40074700	5	5	5	5		B 6,3 - 2,5 BZ
17	50276800	4	4	4	4		9,5 - 6A
18	03670000	2	2	2	2		4 x 120 mm
19	50189200	4	4	4	4		
20	50344400	2	2	2	2		DIODE
21	50275802	0...1	0...1	0...1	0...1		12 V HATZ MSR
22	50275902	0...1	0...1	0...1	0...1		24 V HATZ MSR
23	50276000	1	1	1	1		
24	05035101	0...1	0...1	-	-		(24 V)
25	04056101	-	-	0...1	0...1		(24 V)
26	50403700	0...1	0...1	-	-		24 V Widerstand, resistor
27	50397301	-	-	0...1	0...1		24 V Widerstand, resistor
28	01468201	1	1	-	-		12 - 24 V
29	01275500	-	-	1	1		12 - 24 V
30	50268600	1	1	1	1		TEMP.
31	05162400	1	1	1	1		10,4 x 14 x 4
32	50272200	1	1	1	1		OIL
33	01403620	1	1	1	1		
34	01470100	1	-	1	-		„C“
35	03993100	1	-	1	-		„C“

A 05

Armaturenkasten
Instrument box
Boitiere de bord
Cuadro de mando
Cruscotto

Tafel Nr.
Tabl. No.
Tavola N.

28

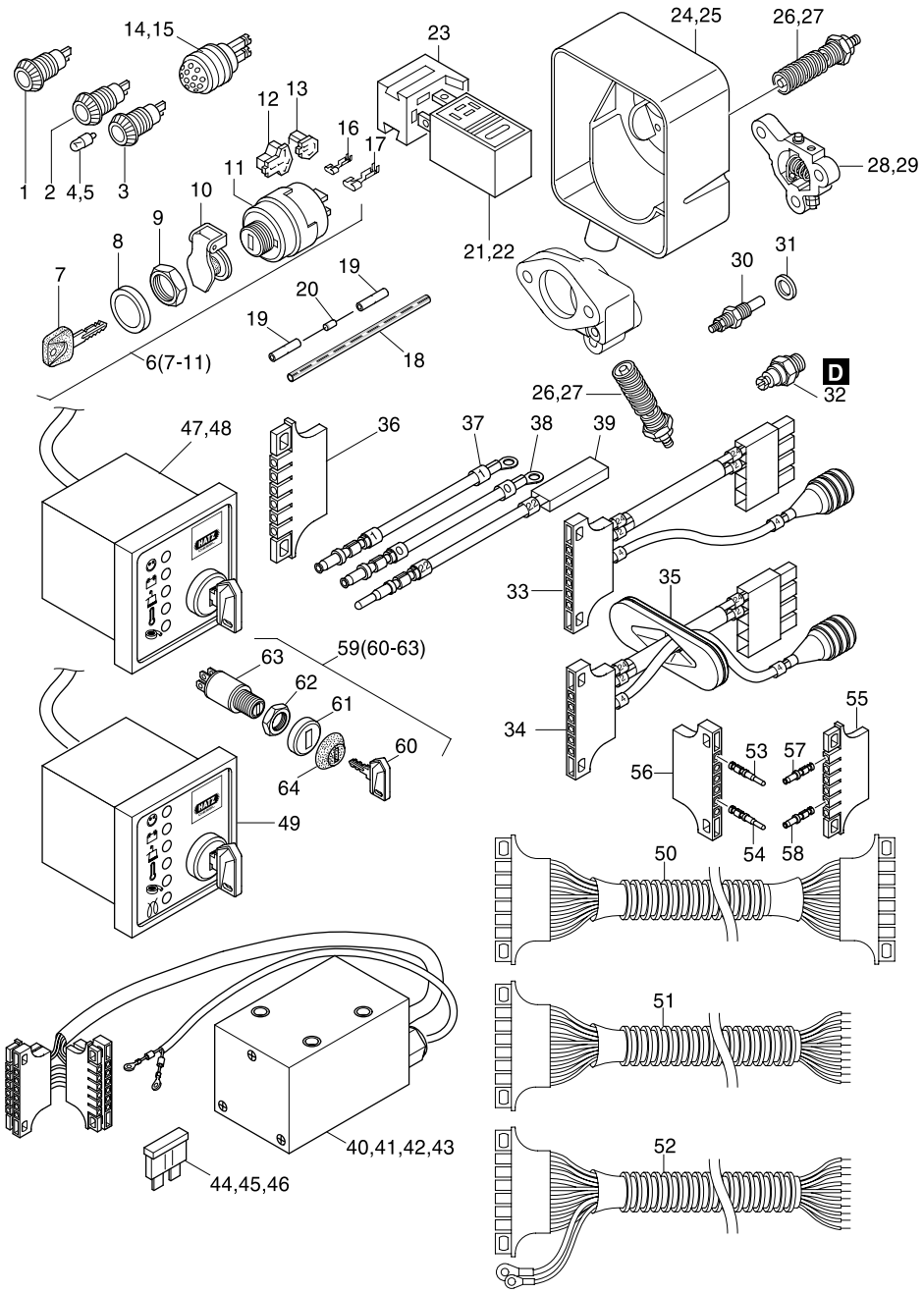

Fig.-No.	HATZ Ident-No.	Stück Qty. 1D41	1D50	1D81	1D90	P / W d / D	Bemerkungen Notes
36	50373700	1	1	1	1		
37	01574300	1	1	1	1		(1)
38	01574402	1	1	1	1		(0)
39	01526800	1	1	1	1		(22)
40	01589300	1	1	1	1		12 V Powerbox II
41	01595700	1	1	1	1		24 V Powerbox II
42	01591000	1	1	1	1		12 V Powerbox III
43	01591100	1	1	1	1		24 V Powerbox III
44	50459300	0...1	0...1	0...1	0...1		10 A
44	50430400	0...1	0...1	0...1	0...1		15 A
45	50430700	0...1	0...1	0...1	0...1		30 A
46	50433000	1...2	1...2	1...2	1...2		40 A
47	01551802	1	1	1	1		12 V, A 1
48	01569702	1	1	1	1		24 V, A 1
49	01558901	1	1	1	1		12 V / 24 V, A 2
50	01611200	1	1	1	1		K 1 - 2 m
51	01549801	1	1	1	1		K 2 - 2 m
52	01192710	1	1	1	1		K 3 - 2 m
53	50374300	1	1	1	1		2,5 - 4,0
54	50374100	5	5	5	5		0,5 - 1,0
55	50373700	1	1	1	1		
56	50373600	1	1	1	1		
57	50373800	5	5	5	5		0,5 - 1,0
58	50373900	1	1	1	1		1,5 - 2,5
59	50384401	1	1	1	1		
60	50404900	1	1	1	1		14644
61	- - - - - - -	-	-	-	-		
62	- - - - - - -	-	-	-	-		
63	- - - - - - -	-	-	-	-		
64	05126402	1	1	1	1		

A 06

Motorfüße
Engine brackets
Pieds moteur
Soportes del mot.
Staffe supporto motore

Tafel Nr.
Tabl. No.
Tavola N.

29

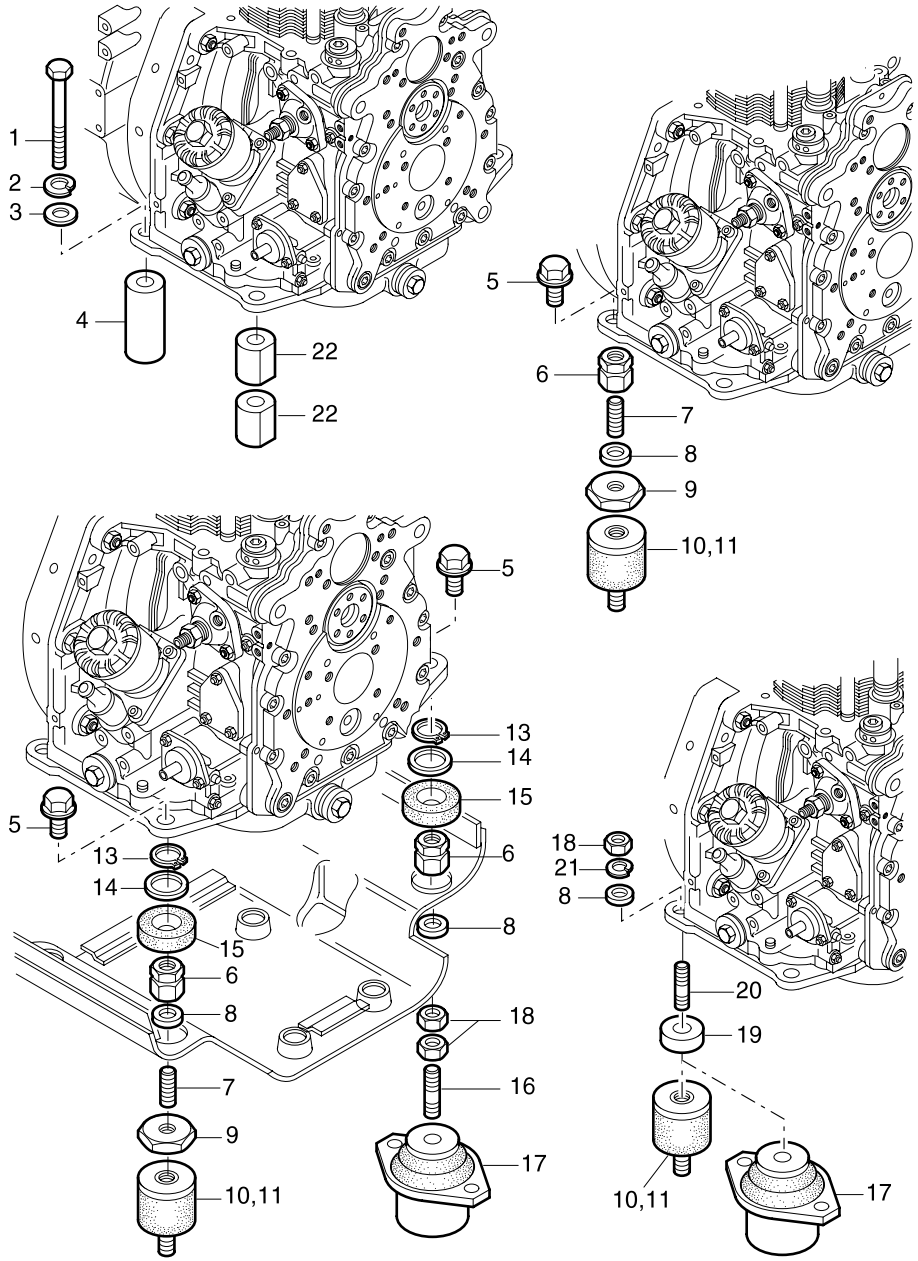

Fig.- No.	HATZ Ident-No.	Stück Qty. 1D41	1D50	1D81	1D90	P / W d / D	Bemerkungen Notes	
1	- - - - - - -	4	4	4	4		M 10 x ...	DIN 933-
2	50002900	4	4	4	4		10	DIN 128 A3C
3	50070600	4	4	4	4		10,5	DIN 7349 A3C
4	03995400	3	3	-	-		13 x 36 x 13	
4	05112200	-	-	3	3		13 x 36 x 10,5	
4	05000800	3	-	-	-		13 x 36 x 45	
4	05151500	-	3	-	-		13 x 36 x 52	
4	03964610	-	-	3	3		13 x 36 x 74,5	
5	50386600	4	4	4	4		M 10 x 20 A3C	
6	03993700	4	4	-	-		M 10 x 27,5	
6	05117800	-	-	4	4		M 10 x 25	
7	03993500	4	4	4	4		M 10 x 30	
8	50070600	4	4	4	4		10,5 x 25 x 4 DIN 7349 A3C	
9	03993400	4	4	4	4		10,5 x 55 x 5	
10	50386700	4	4	4	4		40 Shore	
11	50386800	4	4	4	4		55 Shore	
12	- - - - - - -	-	-	-	-			
13	50020400	4	-	4	-		A 24 x 1,2	DIN 471
14	03592301	4	-	4	-		26,1 x 38 x 1	
15	03755300	4	-	4	-			
16	03993602	4	-	4	-		M 10 x 58	
17	50323600	4	4	4	4		V 12 / 600	
18	50145800	4	4	8	8		M 10	DIN 934 A3C
19	03995400	2...4	2...4	-	-		13 x 36 x 13	
19	05112200	-	-	2...4	2...4		13 x 36 x 10,5	
20	50124800	4	4	4	4		M 10 x 40	DIN 939
21	50135600	4	4	4	4		10	DIN 128 A3C
22	05020300	2	2	-	-		f. Höhe 13, f. height 13	
22	05112300	-	-	2	2		f. Höhe 10,5, f. height 10.5	
22	05018100	2	-	-	-		f. Höhe 45, f. height 45	
22	05151600	-	2	-	-		f. Höhe 52, f. height 52	
22	05018010	-	-	2	2		f. Höhe 74,5 f. height 74.5	

A 09

Abstellvorrichtung
Stop device
Dispositiv d'arret
Dispos. desconectad
Leva stopi

A 11

Hubmagnet
Lifting magnet
Electro aimont
Elevador megn.
Magnete stop

Tafel Nr.
Tabl. No.
Tavola N.

30

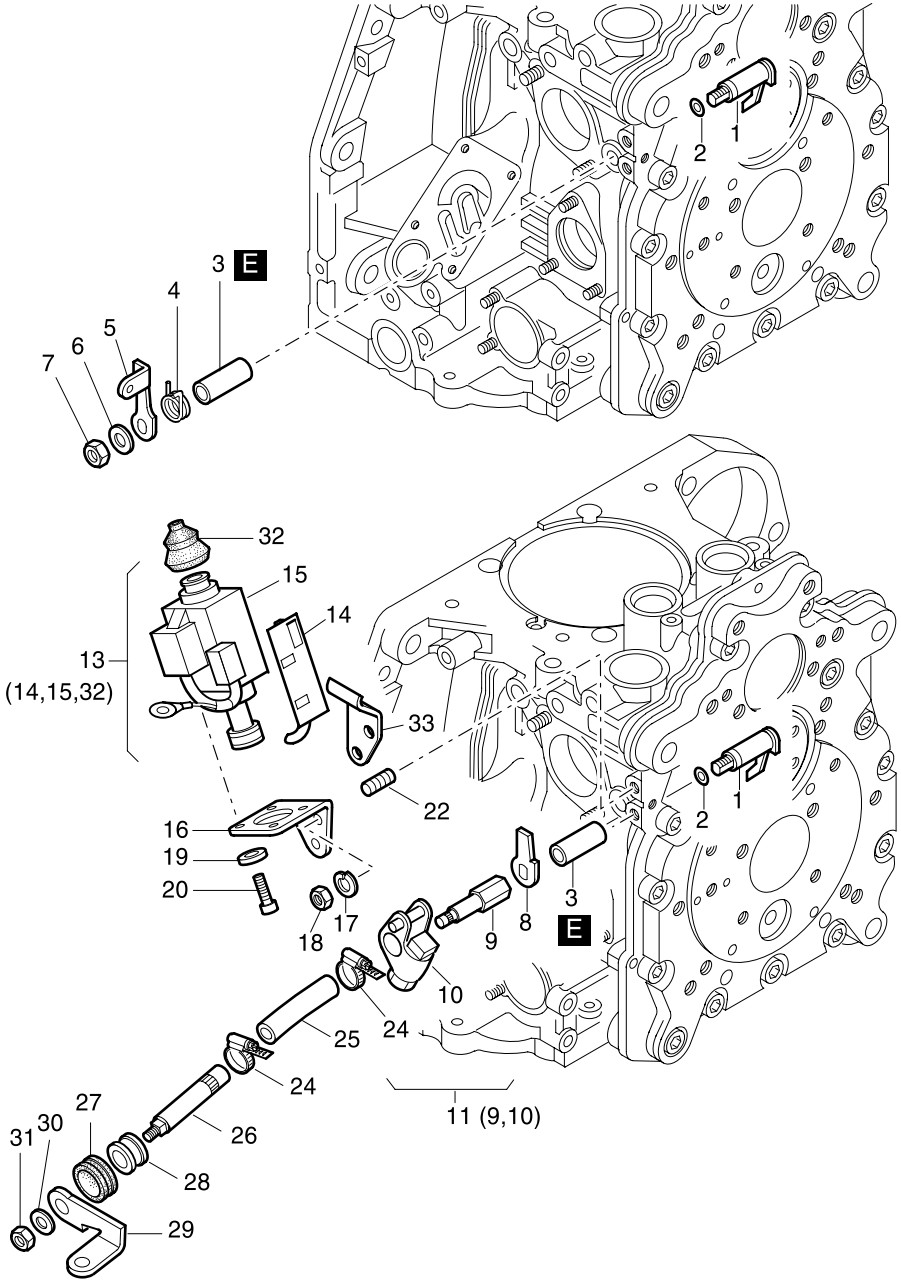

Fig.-No.	HATZ Ident-No.	Stück Qty. 1D41	1D50	1D81	1D90	P / W d / D	Bemerkungen Notes	
1	01254603	1	1	1	1			
2	50343300	1	1	1	1		4,6 x 1,85	
3	04021400	1	1	1	1			
4	04021800	1	1	1	1			
5	04021700	1	1	1	1			
6	50144500	1	1	1	1		6,4	DIN 125-St A3C
7	50328300	1	1	1	1		VM 6	DIN 980-8 A3C
8	05209200	1	1	1	1			
9	- - - - - - -	-	-	-	-			
10	01493110	1	1	1	1			
11	01515300	1	1	1	1			
12	- - - - - - -	-	-	-	-			
13	01515500	1	1	1	1		12 V	
13	01515400	1	1	1	1		24 V	
14	05058400	1	1	1	1			
15	- - - - - - -	-	-	-	-			
16	05023501	1	1	1	1			
17	50170900	2	2	2	2		6	DIN 128 A3C
18	50144400	2	2	2	2		M 6	DIN 934-8 A3C
19	50216300	3	3	3	3		5,3	DIN 125-St A3C
20	50112600	4	4	4	4		M 5 x 10	DIN 6912-8.8 A3C
21	- - - - - - -	-	-	-	-			
22	50366800	2	2	2	2		M 6 x 12	DIN 835-8.8 A3C
24	40037300	2	-	2	-		7,5 SKZ	„C“
25	03999001	1	-	1	-		7 x 70	„C“
26	03996600	1	-	1	-			„C“
27	03565400	1	-	1	-			„C“
28	05069200	1	-	1	-			„C“
29	04021700	1	-	1	-			
30	50144500	1	-	1	-		6,4	DIN 125-St A3C
31	50328300	1	-	1	-		VM 6	DIN 980-8 A3C
32	50248900	1	1	1	1			
33	05205700	1	1	1	1			

A 11

Abschaltautomatik mech.
Autom. shut-off device
Arret. autom. moteur
Parada autom. motor
Arresto automatico motore

Tafel Nr.
Tabl. No.
Tavola N.

31

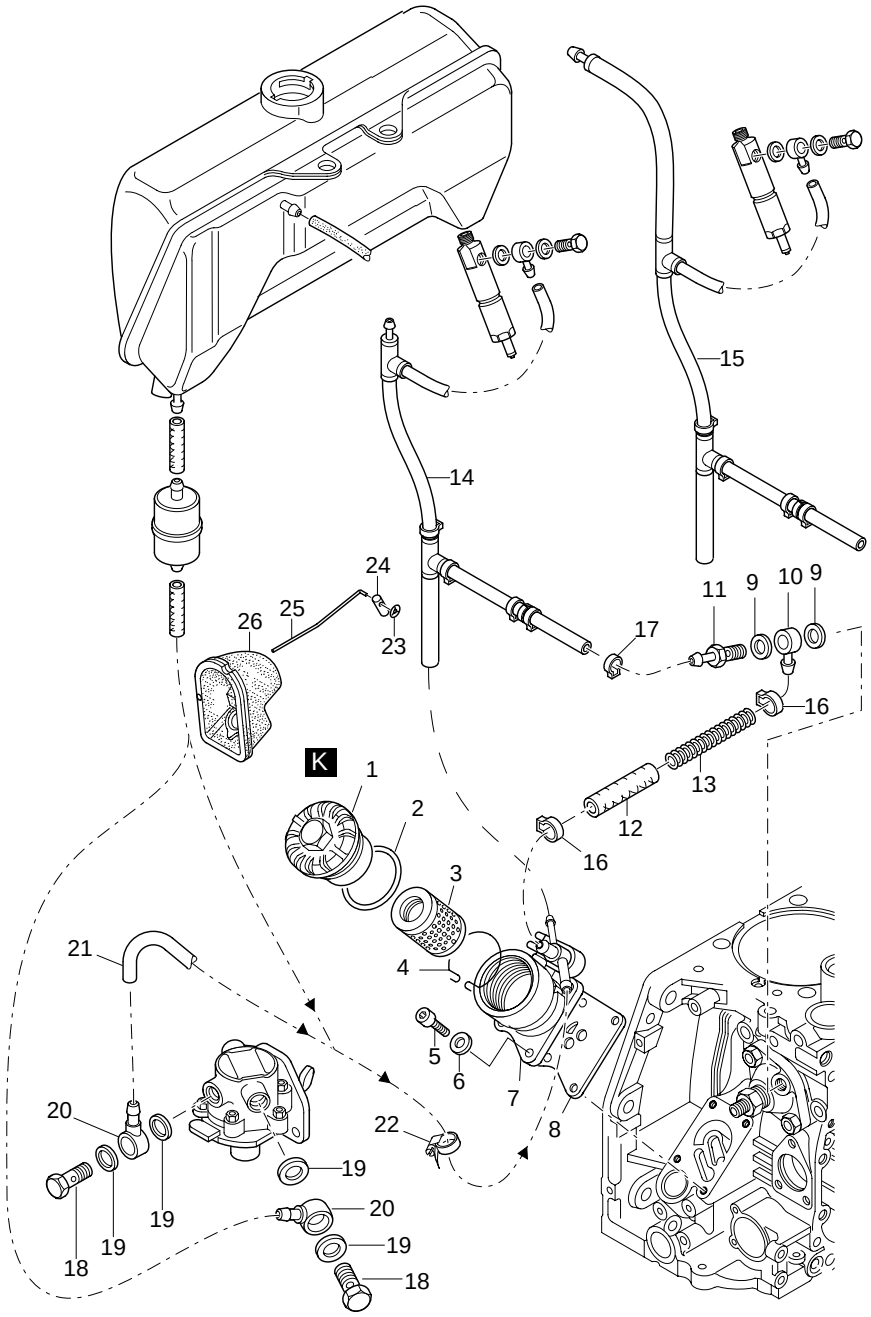

Fig.- No.	HATZ Ident-No.	Stück Qty. 1D41	1D50	1D81	1D90	P / W d / D	Bemerkungen Notes	
1	01248901	1	1	1	1			
2	50329200	1	1	1	1		50 x 55 x 3	
3	01480000	1	1	1	1			
4	04084001	1	1	1	1			
5	50170600	4	4	4	4		M 6 x 20	DIN 912 - 8.8 A3C
6	50081200	4	4	4	4		A 6	DIN 137 A3C
7	01452812	1	1	1	1			
8	50689000	1	1	1	1			
9	50001100	2	2	2	2		A 12 x 15,5	DIN 7603 - Cu
10	50015800	1	1	1	1		NW 6	
11	03662300	1	1	1	1			
12	03493300	1	1	1	1			
13	03210601	1	1	1	1			
14	01472510	1	1	-	-		“S - Z”	
14	01484410	-	-	1	1		“S - Z”	
15	01480410	1	-	-	-		“C”	
15	01562800	-	-	1	-		“C”	
16	50511201	2	2	2	2		13,8	
17	50399801	1	1	1	1			
18	50006400	2	2	2	2			
19	50001200	4	4	4	4		A 14 x 18	DIN 7603 - Cu
20	50015900	2	2	2	2		NW 8 / 6	
21	03493500	1	1	1	1		7 x 200 mm	
22	40037300	1	1	1	1			
23	50414701	1	-	1	-		“C”	
24	05014700	1	-	1	-		“C”	
25	05014810	1	-	1	-		“C”	
26	05014601	1	-	1	-		“C”	

A 15

Anschlußgehäuse
Interm. housing
Bride raccord
Caja de con.
Flange accoppiamento

Tafel Nr.
Tabl. No.
Tavola N.

32

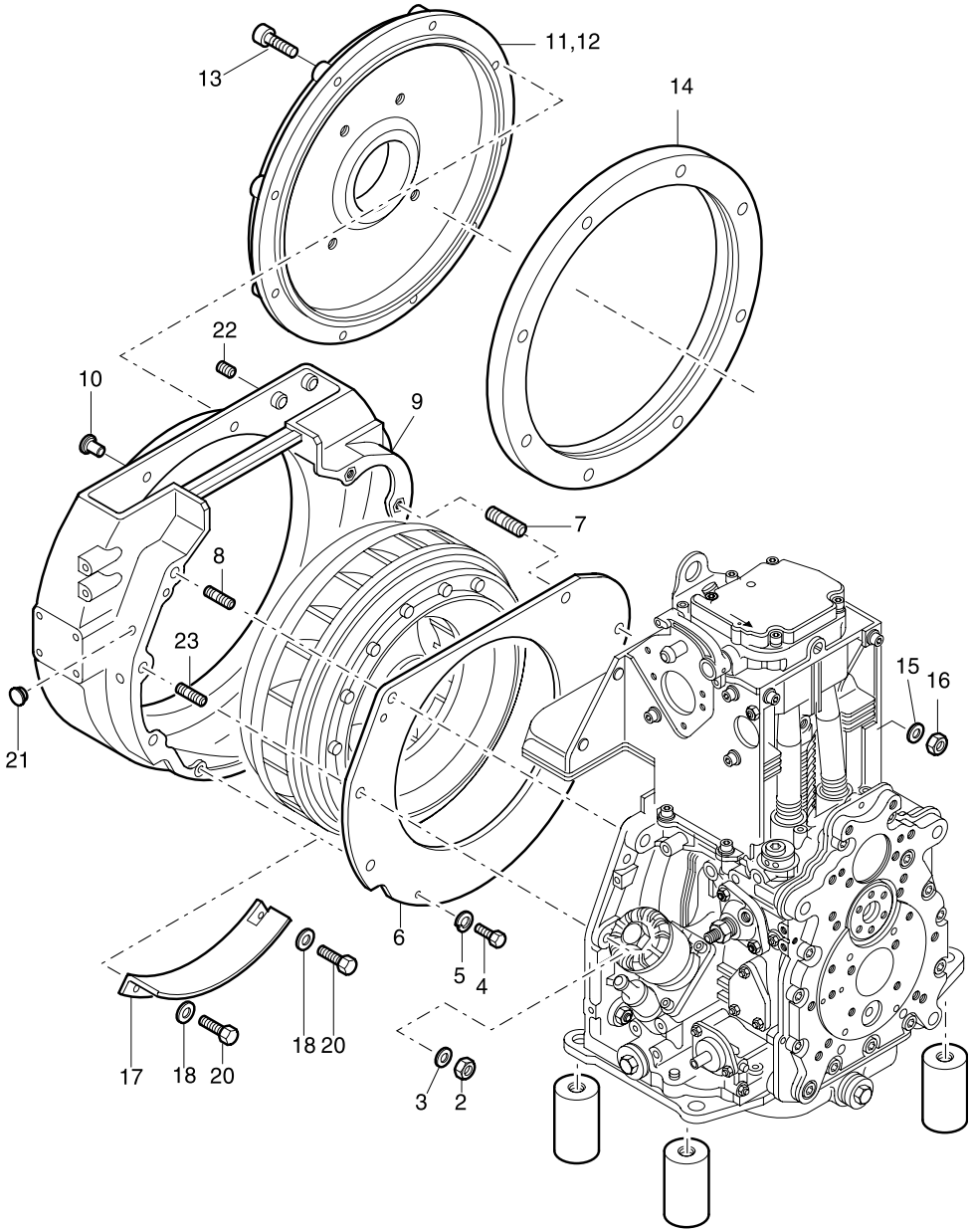

Fig.- No.	HATZ Ident-No.	Stück Qty. 1D41	1D50	1D81	1D90	P / W d / D	Bemerkungen Notes	
1	- - - - - - -	-	-	-	-			
2	50145800	4	4	-	-		M 10	DIN 934-8
2	50093600	-	-	4	4		M 12	DIN 934-8 A3C
3	50145900	4	4	-	-		10,5	DIN 125-St A3C
3	50093700	-	-	4	4		13	DIN 125-St A3C
4	50177100	2	-	2	2		M 6 x 16	DIN 933-8.8 A3C
5	50170900	2	2	2	2		6	DIN 128 A3C
6	04031100	1	-	-	-			
6	04136500	-	1	-	-		s. Taf., Tabl. 28 - Pos. 18 (S,Z)	
6	04008500	-	-	1	1		s. Taf., Tabl. 28 - Pos. 18	
7	50475000	2	2	2	2		M 12 x 40	DIN 835-8.8 A3C
8	50040900	3	3	-	-		M 10 x 35	DIN 835-8.8
8	50474900	-	-	4	4		M 12 x 35	DIN 835-8.8 A3C
9	01688900	1	-	-	-		SAE 6	
9	01689000	-	1	-	-		1D50 SAE 5	
9	01689100	-	-	1	1		SAE 5	
10	50421600	8	8	8	8		12	
11	03976100	1	-	-	-		SAE „B“	∅ 146,1
11	03953402	-	1	1	1		SAE „B“	∅ 146,1
12	03953502	-	1	1	1		SAE „B“	∅ 177,8
13	50055200	8	-	-	-		M 10 x 60	DIN 912-8.8
13	50054700	-	8	8	8		M 10 x 45	DIN 912-8.8
14	03954401	-	1	1	1		SAE 5	
15	50093700	2	2	2	2		13	DIN 125-St A3C
16	50093600	2	2	2	2		M 12	DIN 934-8 A3C
17	04021100	-	-	1	1		s. Taf., Tabl. 28 - Pos. 17	
18	50144500	-	-	2	2		6,4	DIN 125-St A3C
19	- - - - - - -	-	-	-	-			
20	50177100	-	-	2	2		M 6 x 16	DIN 933-8.8 A3C
21	50160800	2	2	2	2		F 5	
22	50226000	2	4	4	4		M 8 x 6 DIN 913-45H TU.FLEC	
23	50041200	1	1	-	-		M 10 x 45	DIN 835-8.8

A 16

Wellenstummel, elast. Kupplung
Stubshaft, flexible coupling
Bout de arbre, acouplement elastic
Eje, acoplamiento elastico
Contralbero, giunto elastico

Tafel Nr.
Tabl. No.
Tavola N.

33

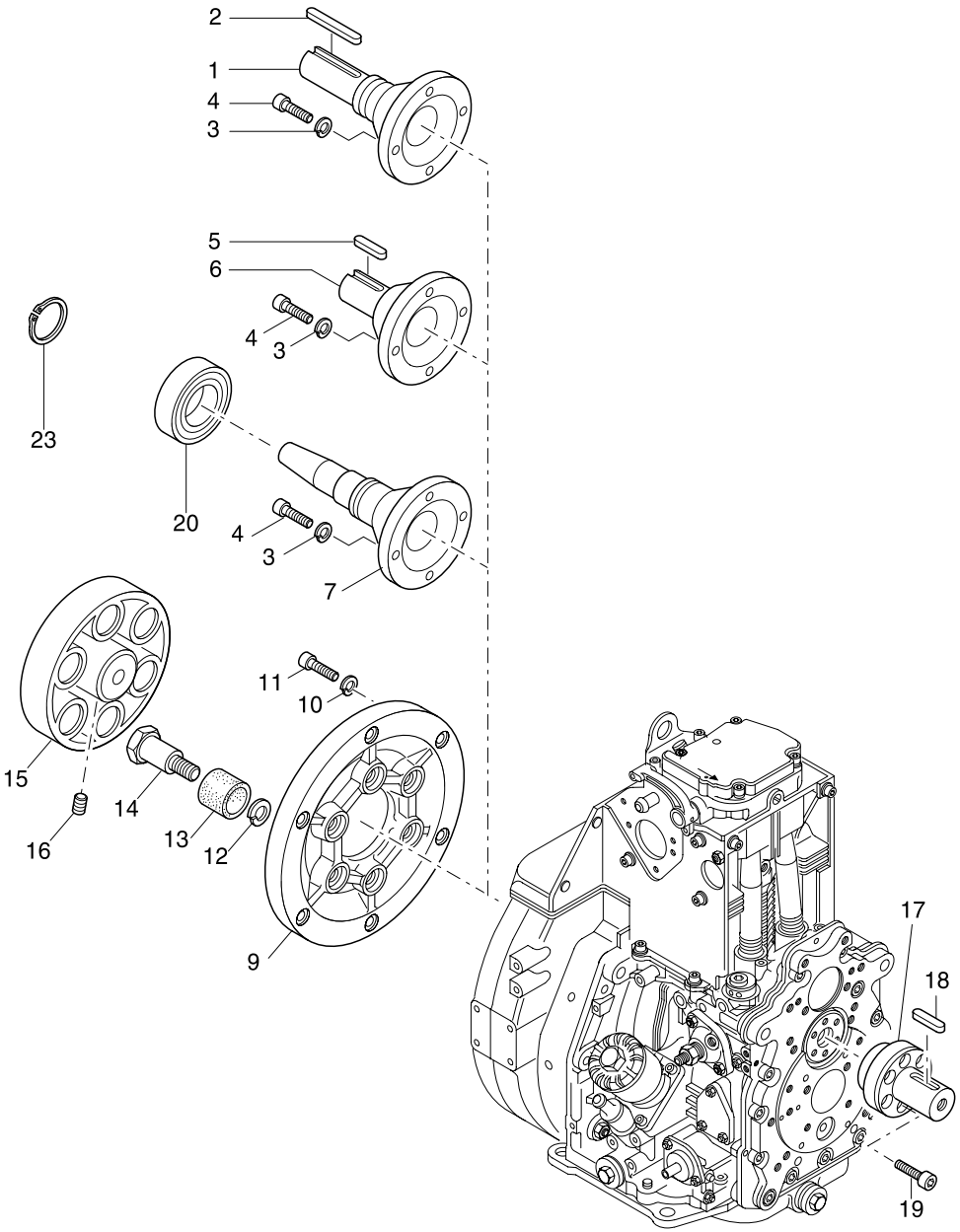

Fig.- No.	HATZ Ident-No.	Stück Qty. 1D41	1D50	1D81	1D90	P / W d / D	Bemerkungen Notes	
1	03952001	1	1	1	1		2 ∅ 1”	
2	03962700	1	1	1	1		A 6,35 x 63	
3	50208500	4	4	4	4		8	DIN 128 A3C
4	50171500	4	4	4	4		M 8 x 25	DIN 912-8.8 A3C
5	50011500	1	1	1	1		A 8 x 7 x 35	DIN 6885
6	03954300	1	1	1	1		2 ∅ 30 mm	
7	03953201	1	1	1	1		4 (1”)	keg., con.
9	03951700	1	1	1	1			
10	50208500	6	6	6	6		8	DIN 128 A3C
11	50366300	6	6	6	6		M 8 x 20	DIN 912-8.8 A4C
12	50061601	6	6	6	6		VHZ 12	
13	03151000	6	6	6	6			
14	03046900	6	6	6	6			
15	03004602	1	1	1	1			
16	50004600	1	1	1	1		A M 8 x 16	DIN 916-45H
17	05007400	1	1	1	1		25	
18	50011500	1	1	1	1		A 8 x 7 x 35	DIN 6885
19	50170700	6	6	6	6		M 6 x 16	DIN 912-8.8 A3C
20	50479800	1	1	1	1		EC 6307	LLU C3/2A
23	50021100	1	1	1	1		A 35 x 1,5	DIN 471

A 17

Kupplung dauerausrückbar
Clutch perm. disconn.
Embrayage debr. continu.
Embrague permanente
Frizione

Tafel Nr.
Tabl. No.
Tavola N.

34

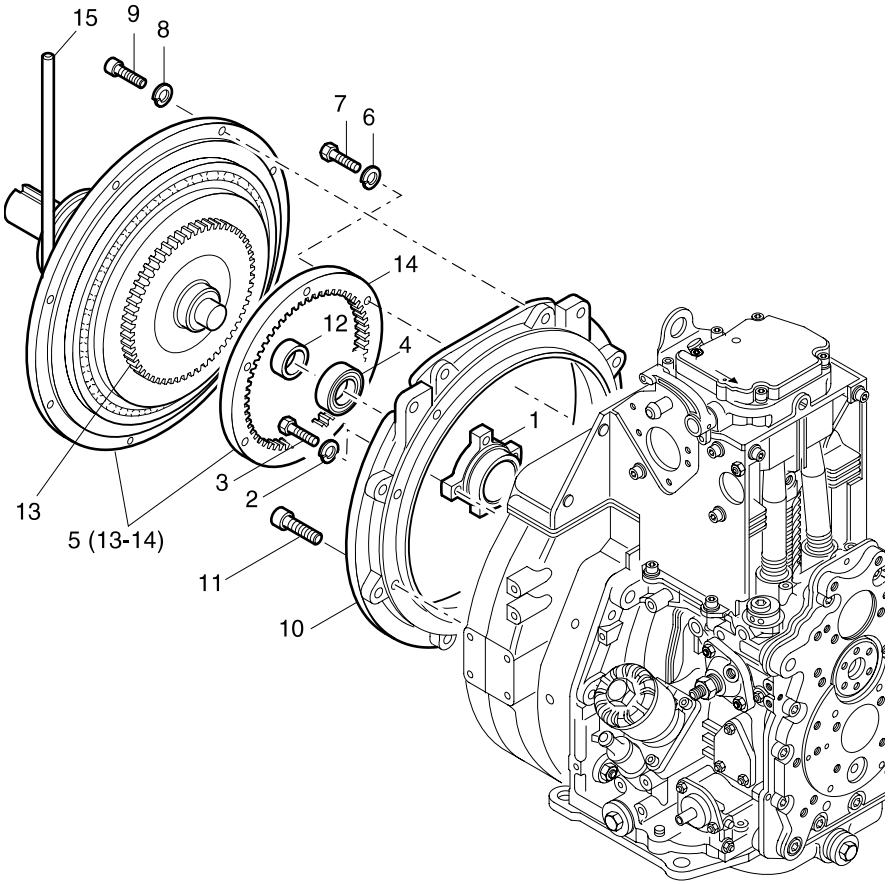

Fig.-No.	HATZ Ident-No.	Stück Qty. 1D41	1D50	1D81	1D90	P / W d / D	Bemerkungen Notes	
1	03961200	1	1	1	1			
2	50002800	4	4	4	4		8	DIN 128
3	50026800	4	4	4	4		M 8 x 20	DIN 933-8.8
4	50014100	1	1	1	1		DIN 625	6205 2RS
5	50349300	1	1	1	1			
6	50002800	6	6	6	6		8	DIN 128
7	50027000	6	6	6	6		M 8 x 25	DIN 933-8.8
8	50135600	8	8	8	8		10	DIN 128 A3C
9	50093400	8	-	-	-		M 10 x 30	DIN 912-8.8 A3C
9	50055200	-	8	8	8		M 10 x 60	DIN 9128.8 A3C
10	03981200	1	-	-	-		SAE 5	
11	50327800	8	-	-	-		M 10 x 35	DIN 912-8.8 A3C
12	05019900	1	1	1	1		25 x 35 x 8	
13	49065800	1	1	1	1			
14	49070300	1	1	1	1			
15	49066000	1	1	1	1			

A 18

Anbauteile Hydraulikpumpe
Mount. parts hydr. pump
Piéces mont.-pompe hydr.
Piezas mont. bomba hidr.
Particorari per montaggio pompa idraulica

Tafel Nr.
Tabl. No.
Tavola N.

35

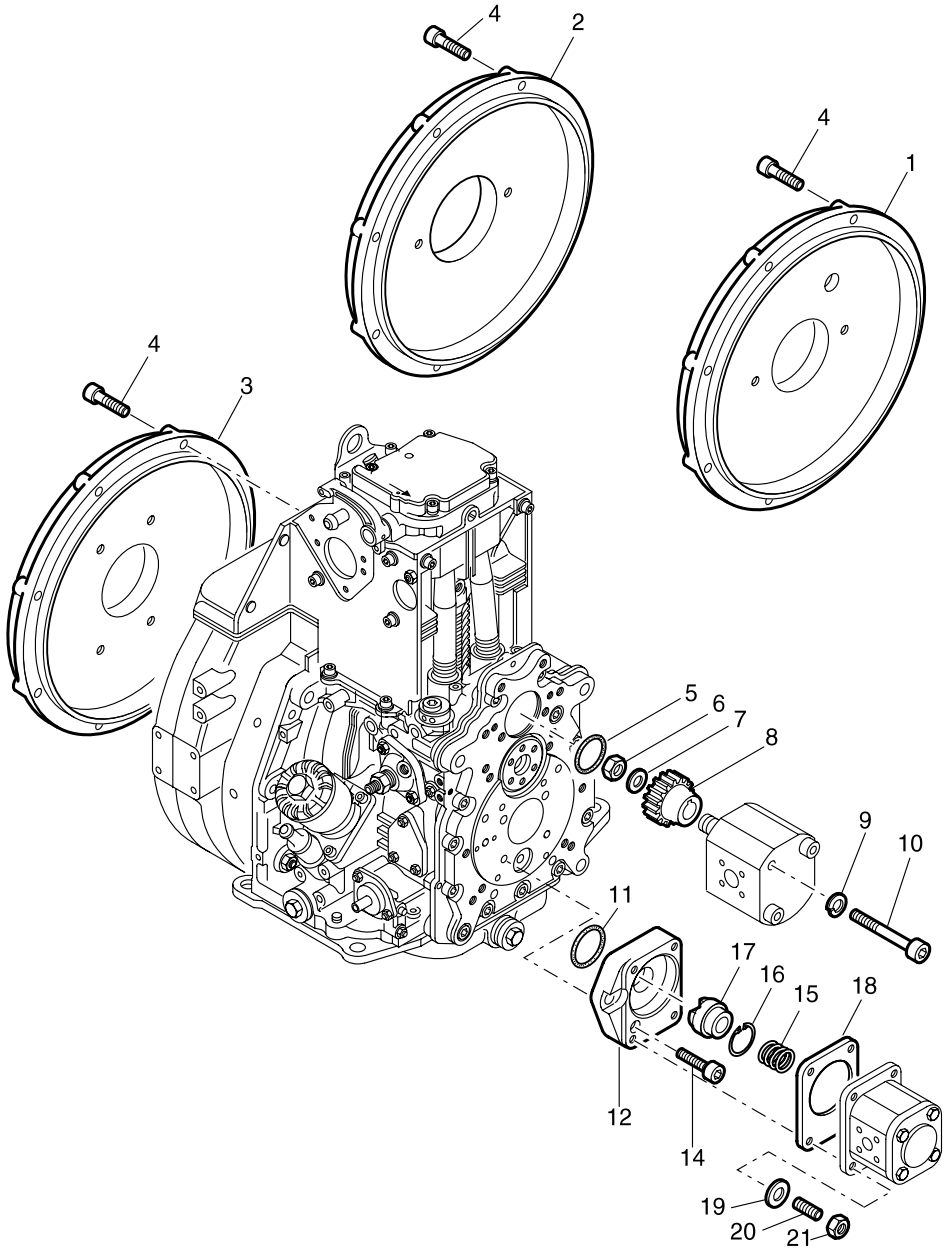

Fig.- No.	HATZ Ident-No.	Stück Qty. 1D41	1D50	1D81	1D90	P / W d / D	Bemerkungen Notes	
1	03976301	1	-	-	-		SAE „A“ 82,55	
1	03953802	-	1	1	1		SAE „A“ 82,55	
2	03976200	1	-	-	-		SAE „B“ 101,6	
2	03953603	-	1	1	1		SAE „B“ 101,6	
3	03976700	1	-	-	-		BOSCH 80	
3	03953902	-	1	1	1		BOSCH 80	
4	50055200	8	-	-	-		M 10 x 60	DIN 912-8.8
4	50054700	-	8	8	8		M 10 x 45	DIN 912-8.8
5	50342500	-	-	1	1		48 x 1,7	
6	50381400	-	-	1	1		M 12 x 1,5	DIN 936-17H
7	50003000	-	-	1	1		12	DIN 128
8	04022000	-	-	1	1			
9	- - - - - - -	-	-	-	-			
10	- - - - - - -	-	-	-	-			
11	50375300	1	1	1	1		46 x 2,5	
12	04036000	1	1	1	1			
13	- - - - - - -	-	-	-	-			
14	50397900	4	4	4	4		M 10 x 22	DIN 912-8.8 A3C TUF
15	04036200	1	1	1	1			
16	50019700	1	1	1	1		J 14 x 1	DIN 472
17	04035900	1	1	1	1			
18	03568000	1	1	1	1			
19	50095100	4	4	4	4		A 8	DIN 137 A3C
20	50037800	4	4	4	4		M 8 x 22	DIN 835-5.8
21	50148000	4	4	4	4		M 8	DIN 934-8 A3C

A 90

Motorausrüstung EPA
Spec. equipment EPA
Equipm. spec. EPA
Equipo espec. EPA
Kit trasformazione EPA

Tafel Nr.
Tabl. No.
Tavola N.

36

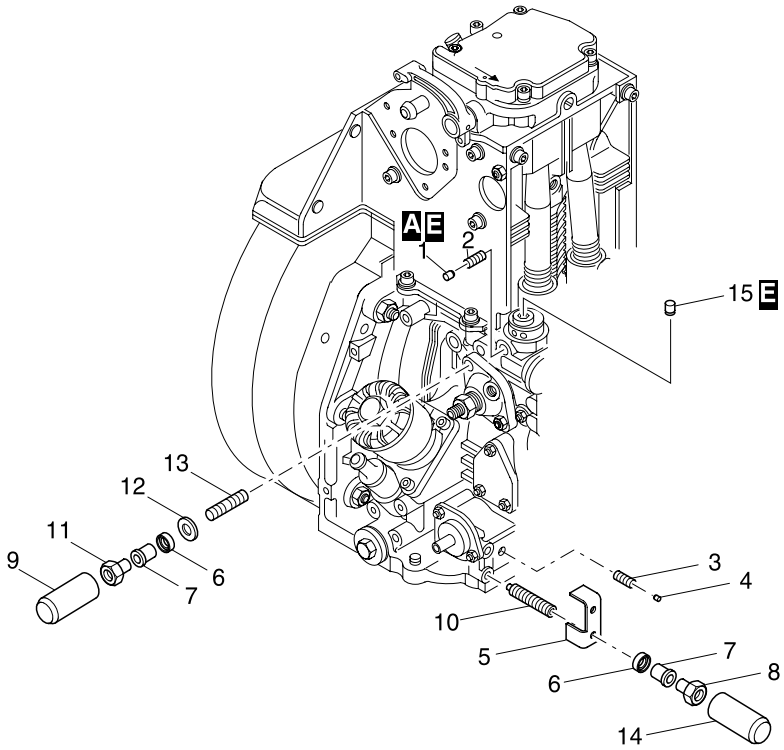

Fig.- No.	HATZ Ident-No.	Stück Qty. 1D41	1D50	1D81	1D90	P / W d / D	Bemerkungen Notes	
1	041 670 10	1	1	1	1		6,9	
2	500 046 00	1	1	1	1		AM 8 x 16	DIN 916-45H
3	504 035 00	1	1	1	1		M 8 x 20	DIN 914-45H
4	041 537 00	1	1	1	1		4,15	
5	041 538 00	1	1	1	1			
6	041 342 00	2	2	2	2			
7	041 297 00	2	2	2	2			
8	041 267 00	1	1	1	1		M 6	
9	041 270 00	1	1	1	1			
10	505 078 00	2	2	2	2		M 6 x 45	
11	041 268 00	1	1	1	1		M 8	
12	037 888 00	1	1	1	1		8,4 x 15 x 2	
13	501 281 00	1	1	-	-		M 8 x 30	DIN 835-10.9 A3C
13	500 384 00	-	-	1	1		M 8 x 35	DIN 835-8.8 A3C
14	041 877 00	1	1	1	1			
15	042 059 00	1	1	1	1			

Serien-Nr.-Änderungen
Serial-code modification list
Modification des Nos de serien
Modificación de los Nos de serie
Modifica dei codici

		IMT-No.
1D41.13	1D41.14	97.562
1D41.14	1D41.15	97.563
1D41.15	1D41.16	97.565
1D41.16	1D41.17	98.584
1D41.17	1D41.18	00.602
1D41.18	1D41.19	02.618
1D50.11	1D50.12	00.593
1D50.12	1D50.13	00.605
1D50.13	1D50.14	02.618
1D81.12	1D81.13	96.552
1D81.13	1D81.14	96.553
1D81.14	1D81.15	96.554
1D81.15	1D81.16	97.562
1D81.16	1D81.17	97.565
1D81.17	1D81.18	97.570
1D81.18	1D81.19	98.579
1D81.19	1D81.20	00.596
1D81.20	1D81.21	00.599
1D81.21	1D81.22	01.609
1D81.22	1D81.23	02.618
1D90.10	1D90.11	97.562
1D90.11	1D90.12	97.565
1D90.12	1D90.13	97.570
1D90.13	1D90.14	98.579
1D90.14	1D90.15	00.603
1D90.15	1D90.16	00.599
1D90.16	1D90.17	02.618